


**ANNUAL REPORT FOR THE YEAR 2021**

Sr.No	Particulars	
1.	Particulars of the Occupier	: <b>FORTIS HOSPITAL MULUND</b>
	(i) Name of the authorized person (occupier or operator of facility)	: <b>DR. S. NARAYANI</b>
	(ii) Name of HCF or CBMWTF	: <b>FORTIS HOSPITAL LIMITED</b>
	(iii) Address for Correspondence	: <b>FORTIS HOSPITAL LTD MULUND GOREGAON LINK ROAD, MUMBAI :4000078</b>
	(iv) Address of Facility	: <b>FORTIS HOSPITAL LTD MULUND GOREGAON LINK ROAD, MUMBAI :4000078</b>
	(v) Tel. No	: <b>02243654365</b>
	(vi) E-mail ID	: <b>S.Narayani@fortishealthcare.com</b>
	(vii) URL of Website	: <b>www.fortishealthcare.com</b>
	(viii) GPS coordinates of HCF or CBMWTF	: <b>YES</b>
	(ix) Ownership of HCF or CBMWTF	: <b>PRIVATE</b>
	(x) Status of Authorization under the Bio-Medical Waste (Management and Handling) Rules	: <b>Authorization No.:CAC-1810001224 ..... Valid up to :31<sup>ST</sup>Oct 2022</b>
	(xi) Status of Consents under Water Act and Air Act	: <b>Valid up to: 31<sup>ST</sup> Oct 2022</b>

  
 Maharashtra Pollution Control Board  
 Regional Officer, Mumbai  
 Kalpataru Point, 1st Floor,  
 Sion Circle, In Front of Cine Planate Theater,  
 Shiv (East), Mumbai - 400 022.

S.No.	Particulars						
2.	Type of Health Care Facility	: Super Specialty Hospital					
	(i) Bedded Hospital	: No. of beds : 350					
	(ii) Non-bedded hospital (Clinic or Blood Bank or Clinical Laboratory or Research Institute or Veterinary Hospital or any other)	: NA					
	(iii) License number and its date of expiry	: 887303192 Valid till 31 <sup>st</sup> March 2023					
3.	Details of CBMWTF :	: NA					
	(i) Number healthcare facilities covered by CBMWTF	: NA					
	(ii) No. of beds covered by CBMWTF	: NA					
	(iii) Installed treatment and disposal capacity of CBMWTF	: NA					
	(iv) Quantity of biomedical waste treated or disposed by CBMWTF	: NA					
4.	Quantity of waste generated or disposed in Kg per annum (on monthly average basis)	: <table border="1" style="width: 100%; border-collapse: collapse;"> <tr> <td>Yellow : (55879 Kg/annum- Avg/month:4657 kg)</td> </tr> <tr> <td>Red : (70962 kg/annum- Avg/Month : 5913 kg)</td> </tr> <tr> <td>White: (6294.85 Kg/annum- Avg/Month: 525 kg)</td> </tr> <tr> <td>Blue : (14562.90Kg/annum-Avg/Month :1214 kg)</td> </tr> <tr> <td>General Solid waste: NA</td> </tr> </table>	Yellow : (55879 Kg/annum- Avg/month:4657 kg)	Red : (70962 kg/annum- Avg/Month : 5913 kg)	White: (6294.85 Kg/annum- Avg/Month: 525 kg)	Blue : (14562.90Kg/annum-Avg/Month :1214 kg)	General Solid waste: NA
Yellow : (55879 Kg/annum- Avg/month:4657 kg)							
Red : (70962 kg/annum- Avg/Month : 5913 kg)							
White: (6294.85 Kg/annum- Avg/Month: 525 kg)							
Blue : (14562.90Kg/annum-Avg/Month :1214 kg)							
General Solid waste: NA							
5.	Details of the Storage, treatment, transportation, processing and Disposal Facility #Interpretation – Only Point No. (vi) is to be filled by the (Hospital) Occupier (if waste is being handed over to the operator of common Bio-medical Waste treatment facility) & rest of the points are for the operator of common Bio-medical Waste treatment facility.						




S.No	Particulars			
	(i) Details of the on-site storage facility	Size: 720 SQ FT		
		Capacity: 720 SQFT		
		Provision of on-site storage : (cold storage or any other provision)		
		Type of treatment equipment	No. of units	Capacity Kg/day
				Quantity treated or disposed in kg per ann
		Incinerators		NA
		Plasma Pyrolysis		NA
		Autoclaves		NA
		Shredder		NA
		Microwave		NA
		Hydroclave		NA
		Needle tip cutter or destroyer		NA
		Sharps encapsulation or concrete pit		NA
		Deep burial pits:		NA
		Chemical disinfection:		NA
		Any other treatment equipment:		NA
	(ii) Disposal facilities			
	(iii) Quantity of recyclable wastes sold to authorize recyclers after treatment in kg per annum.	Red Category (like plastic, glass etc.) : NA		
	(iv) No of vehicles used for collection and transportation of biomedical waste	NA		
	(v) Details of incineration ash and ETP sludge generated and disposed during the treatment of wastes in Kg per annum		Quantity generated	Where disposed
		Incineration Ash		
		ETP Sludge		



Sr.No.	Particulars	
	(vi) Name of the Common Bio-Medical Waste Treatment Facility Operator through which wastes are disposed of	SMS ENVOCLEAN PVT LTD
	(vii) List of member HCF not handed over bio-medical waste	NA
6.	Do you have bio-medical waste management committee? If yes, attach minutes of the meetings held during the reporting period	YES
7.	Details trainings conducted on BMW	
	(i) Number of trainings Conducted on BMW Management.	22
	(ii) number of personnel trained	993
	(iii) number of personnel trained at the time of induction	427
	(iv) number of personnel not undergone any training so far	NIL
	(v) Whether standard manual for Training is available?	YES
	(vi) any other information)	NO
8.	Details of the accident occurred during the year	
	(i) Number of Accidents occurred	NIL
	(ii) Number of the persons affected	NIL
	(iii) Remedial Action take In	NA

S.No.	Particulars	
	(Please attach details if any)	
	(iv) Any Fatality occurred, details	NA
9.	Are you meeting the standards of air Pollution from the incinerator? How many times in last year could not met The standards?	YES
	Details of Continuous online emission monitoring systems installed	NA
10.	Liquid waste generated and treatment methods in place. How many times you have not met the standards in a year?	NIL
11.	Is the disinfection method or sterilization meeting the log 4 Standards? How many times you have not met the standards in a year?	NA
12.	Any other relevant information	NO

Certified that the above report is for the period from: 01<sup>ST</sup> Jan 2021 to 31<sup>ST</sup> Dec 2021



Dr. S. Narayani

Date:

26<sup>th</sup> JUNE 2022

Name and Signature of the Head of the Institution

*Shankhman*

*[Signature]*



**BIOMEDICAL WASTE RECORDS FOR THE YEAR -2021**

MONTH	Red(Kg)	Yellow (Kg)	Yellow Cytotoxic(Kg)	Blue (Kg)	Sharp container White (Kg)	Red(Qty)	Yellow (Qty)	Yellow Cytotoxic(Qty)	Blue (Qty)	Sharp container White (Qty)
Jan-21	4892.52	4745.88	42.55	697.40	429.61	1608	1833	27	240	354
Feb-21	3838.97	3414.54	38.80	600.00	328.55	1502	1664	24	223	323
Mar-21	4953.88	4356.70	36.35	917.53	453.39	1338	1605	18	315	494
Apr-21	5978.38	5686.17	50.99	1272.02	567.16	613	1045	18	400	746
May-21	6106.48	5954.18	88.88	1484.89	598.28	574	899	29	536	797
Jun-21	5618.99	4818.82	86.34	1230.24	658.91	591	683	20	453	932
Jul-21	6879.05	5268.84	76.95	1485.15	522.81	738	761	22	478	749
Aug-21	6479.43	4455.13	93.48	1419.95	607.37	666	630	23	465	762
Sep-21	6168.10	4254.47	98.16	1327.31	540.56	687	632	22	426	694
Oct-21	7086.01	4522.48	121.66	1531.19	566.77	748	652	26	481	738
Nov-21	6020.38	3710.33	95.63	1251.66	505.81	644	519	24	415	674
Dec-21	6939.88	4260.41	101.27	1345.56	515.63	697	590	25	452	659
	70962.07	54947.95	931.06	14562.90	6294.85	10406	11513	278	4884	7922

*Handwritten signature*

Date: 15<sup>th</sup> June 2022

To,

Regional Officer  
Maharashtra Pollution Control Board,  
Regional Office- Mumbai III  
201-202 Raikar Chambers A-Wing, 2<sup>nd</sup> Floor,  
Nr. Jain Mandir, Deonar Gaon Road,  
Govandi (East), Mumbai-400-088.


**SUB: - Submission of Accident Reporting for Biomedical Waste for the year 2021 (Jan -2021 to Dec-2021)**


Sir,

Submitting herewith the Accident report for the year 2021 from (Jan-2021 to Dec-2021)

Information & records. No major or minor accidents were reported for the above period .

Thanking you.  
Yours Sincerely

  
(Authorized Signatory)  
Fortis Hospitals Ltd.

  
24/06/2022


Maharashtra Pollution Control Board  
Regional Officer, Mumbai  
Kalpataru Point, 1st Floor,  
Sion Circle, In Front of Cine Pinnacle Theatre,  
Shiv (East), Mumbai - 400 022.



## Accident reporting

1. Date and time of the accident: Nil
2. Type of accident: NIL
3. Sequence of event leading to accident: Nil
4. Has the authority been informed immediately: Not Applicable?
5. The type of waste involved in accident: Nil
6. Effect of the accident on human health and the environment: Not Applicable
7. Emergency measures taken: Not Applicable
8. Steps taken to alleviate the effects of accident: Nil
9. Steps taken to prevent the recurrence of such an accident: Not Applicable
10. Does your facility have an emergency control policy?  
If yes give details: Not Applicable

Date: 15<sup>th</sup> June 2022  
Fortis Mulund

  
Head Housekeeping  
Signature