

Independent Auditor's Report

To the Members of Fortis Hospotel Limited

Report on the Audit of the Financial Statements

Opinion

We have audited the financial statements of Fortis Hospotel Limited (the "Company") which comprise the balance sheet as at 31 March 2024, and the statement of profit and loss (including other comprehensive income), statement of changes in equity and statement of cash flows for the year then ended, and notes to the financial statements, including material accounting policies and other explanatory information.

In our opinion and to the best of our information and according to the explanations given to us, the aforesaid financial statements give the information required by the Companies Act, 2013 ("Act") in the manner so required and give a true and fair view in conformity with the accounting principles generally accepted in India, of the state of affairs of the Company as at 31 March 2024, and its profit and other comprehensive loss, changes in equity and its cash flows for the year ended on that date.

Basis for Opinion

We conducted our audit in accordance with the Standards on Auditing (SAs) specified under Section 143(10) of the Act. Our responsibilities under those SAs are further described in the Auditor's Responsibilities for the Audit of the Financial Statements section of our report. We are independent of the Company in accordance with the Code of Ethics issued by the Institute of Chartered Accountants of India together with the ethical requirements that are relevant to our audit of the financial statements under the provisions of the Act and the Rules thereunder, and we have fulfilled our other ethical responsibilities in accordance with these requirements and the Code of Ethics. We believe that the audit evidence we have obtained is sufficient and appropriate to provide a basis for our opinion on the financial statements.

Other Information

The Company's Management and Board of Directors are responsible for the other information. The other information comprises the information included in the Company's annual report, but does not include the financial statements and auditor's report thereon.

Our opinion on the financial statements does not cover the other information and we do not express any form of assurance conclusion thereon.

In connection with our audit of the financial statements, our responsibility is to read the other information and, in doing so, consider whether the other information is materially inconsistent with the financial statements or our knowledge obtained in the audit or otherwise appears to be materially misstated. If, based on the work we have performed, we conclude that there is a material misstatement of this other information, we are required to report that fact. We have nothing to report in this regard.

Management's and Board of Directors' Responsibilities for the Financial Statements

The Company's Management and Board of Directors are responsible for the matters stated in Section 134(5) of the Act with respect to the preparation of these financial statements that give a true and fair view of the state of affairs, profit and other comprehensive income, changes in equity and cash flows of the Company in accordance with the accounting principles generally accepted in India, including the Indian Accounting Standards (Ind AS) specified under Section 133 of the Act. This responsibility also includes maintenance of adequate accounting records in

Registered Office:

Independent Auditor's Report (Continued)

Fortis Hospotel Limited

accordance with the provisions of the Act for safeguarding of the assets of the Company and for preventing and detecting frauds and other irregularities; selection and application of appropriate accounting policies; making judgments and estimates that are reasonable and prudent; and design, implementation and maintenance of adequate internal financial controls, that were operating effectively for ensuring the accuracy and completeness of the accounting records, relevant to the preparation and presentation of the financial statements that give a true and fair view and are free from material misstatement, whether due to fraud or error.

In preparing the financial statements, the Management and Board of Directors are responsible for assessing the Company's ability to continue as a going concern, disclosing, as applicable, matters related to going concern and using the going concern basis of accounting unless the Board of Directors either intends to liquidate the Company or to cease operations, or has no realistic alternative but to do so.

The Board of Directors is also responsible for overseeing the Company's financial reporting process.

Auditor's Responsibilities for the Audit of the Financial Statements

Our objectives are to obtain reasonable assurance about whether the financial statements as a whole are free from material misstatement, whether due to fraud or error, and to issue an auditor's report that includes our opinion. Reasonable assurance is a high level of assurance, but is not a guarantee that an audit conducted in accordance with SAs will always detect a material misstatement when it exists. Misstatements can arise from fraud or error and are considered material if, individually or in the aggregate, they could reasonably be expected to influence the economic decisions of users taken on the basis of these financial statements.

As part of an audit in accordance with SAs, we exercise professional judgment and maintain professional skepticism throughout the audit. We also:

- Identify and assess the risks of material misstatement of the financial statements, whether due to fraud or error, design and perform audit procedures responsive to those risks, and obtain audit evidence that is sufficient and appropriate to provide a basis for our opinion. The risk of not detecting a material misstatement resulting from fraud is higher than for one resulting from error, as fraud may involve collusion, forgery, intentional omissions, misrepresentations, or the override of internal control.
- Obtain an understanding of internal control relevant to the audit in order to design audit procedures that are appropriate in the circumstances. Under Section 143(3)(i) of the Act, we are also responsible for expressing our opinion on whether the company has adequate internal financial controls with reference to financial statements in place and the operating effectiveness of such controls.
- Evaluate the appropriateness of accounting policies used and the reasonableness of accounting estimates and related disclosures made by the Management and Board of Directors.
- Conclude on the appropriateness of the Management and Board of Directors use of the going concern basis of accounting in preparation of financial statements and, based on the audit evidence obtained, whether a material uncertainty exists related to events or conditions that may cast significant doubt on the Company's ability to continue as a going concern. If we conclude that a material uncertainty exists, we are required to draw attention in our auditor's report to the related disclosures in the financial statements or, if such disclosures are inadequate, to modify our opinion. Our conclusions are based on the audit evidence obtained up to the date of our auditor's report. However, future events or conditions may cause the Company to cease to continue as a going concern.
- Evaluate the overall presentation, structure and content of the financial statements, including the disclosures, and whether the financial statements represent the underlying transactions and events in a manner that achieves fair presentation.

We communicate with those charged with governance regarding, among other matters, the planned scope and timing of the audit and significant audit findings, including any significant deficiencies in internal control that we identify during our audit.

Independent Auditor's Report (Continued)

Fortis Hospotel Limited

We also provide those charged with governance with a statement that we have complied with relevant ethical requirements regarding independence, and to communicate with them all relationships and other matters that may reasonably be thought to bear on our independence, and where applicable, related safeguards.

Report on Other Legal and Regulatory Requirements

1. As required by the Companies (Auditor's Report) Order, 2020 ("the Order") issued by the Central Government of India in terms of Section 143(11) of the Act, we give in the "Annexure A" a statement on the matters specified in paragraphs 3 and 4 of the Order, to the extent applicable.
- 2 A. As required by Section 143(3) of the Act, we report that:
 - a. We have sought and obtained all the information and explanations which to the best of our knowledge and belief were necessary for the purposes of our audit.
 - b. In our opinion, proper books of account as required by law have been kept by the Company so far as it appears from our examination of those books except for the matter stated in the paragraph 2(B)(f) below on reporting under Rule 11(g) of the Companies (Audit and Auditors) Rules, 2014.
 - c. The balance sheet, the statement of profit and loss (including other comprehensive income), the statement of changes in equity and the statement of cash flows dealt with by this Report are in agreement with the books of account.
 - d. In our opinion, the aforesaid financial statements comply with the Ind AS specified under Section 133 of the Act.
 - e. On the basis of the written representations received from the directors as on 31 March 2024 taken on record by the Board of Directors, none of the directors is disqualified as on 31 March 2024 from being appointed as a director in terms of Section 164(2) of the Act.
 - f. the modification relating to the maintenance of accounts and other matters connected therewith are as stated in the paragraph 2A(b) above on reporting under Section 143(3)(b) and paragraph 2B(f) below on reporting under Rule 11(g) of the Companies (Audit and Auditors) Rules, 2014.
 - g. With respect to the adequacy of the internal financial controls with reference to financial statements of the Company and the operating effectiveness of such controls, refer to our separate Report in "Annexure B".
- B. With respect to the other matters to be included in the Auditor's Report in accordance with Rule 11 of the Companies (Audit and Auditors) Rules, 2014, in our opinion and to the best of our information and according to the explanations given to us:
 - a. The Company has disclosed the impact of pending litigations as at 31 March 2024 on its financial position in its financial statements - Refer Note 35 to the financial statements.
 - b. The Company did not have any long-term contracts including derivative contracts for which there were any material foreseeable losses.
 - c. There were no amounts which were required to be transferred to the Investor Education and Protection Fund by the Company.
 - d (i) The management has represented that, to the best of it's knowledge and belief, as disclosed in the Note 45(iv) to the financial statements, no funds have been advanced or loaned or invested (either from borrowed funds or share premium or any other sources or kind of funds) by the Company to or in any other persons or entities, including foreign entities ("Intermediaries"), with the understanding, whether recorded in writing or otherwise, that the Intermediary shall directly or indirectly lend or invest in other persons or entities identified in any manner whatsoever by or on behalf of the Company ("Ultimate Beneficiaries") or provide any guarantee, security or the like on behalf of the Ultimate Beneficiaries.



Independent Auditor's Report (Continued)

Fortis Hospotel Limited

- (ii) The management has represented that, to the best of its knowledge and belief, as disclosed in the Note 45(iii) to the financial statements, no funds have been received by the Company from any persons or entities, including foreign entities ("Funding Parties"), with the understanding, whether recorded in writing or otherwise, that the Company shall directly or indirectly, lend or invest in other persons or entities identified in any manner whatsoever by or on behalf of the Funding Parties ("Ultimate Beneficiaries") or provide any guarantee, security or the like on behalf of the Ultimate Beneficiaries.
- (iii) Based on the audit procedures performed that have been considered reasonable and appropriate in the circumstances, nothing has come to our notice that has caused us to believe that the representations under sub-clause (i) and (ii) of Rule 11(e), as provided under (i) and (ii) above, contain any material misstatement.
- e. As stated in Note 47 to the financial statements, the Board of Directors of the Company has proposed final dividend for the year which is subject to the approval of the members at the ensuing Annual General Meeting. The dividend declared is in accordance with Section 123 of the Act to the extent it applies to declaration of dividend.
- f. Based on our examination which included test checks, except for the instances mentioned below, the Company has used accounting software for maintaining its books of account, which have a feature of recording audit trail (edit log) facility and the same has operated throughout the year for all relevant transactions recorded in the respective software:
 - i. in the absence of an independent auditor's report in relation to controls at service organisation for accounting software used for maintaining the books of account relating to general ledger and related records, which is operated by a third-party software service provider, we are unable to comment whether audit trail feature at the database level of the said software was enabled to log any direct data changes and operated throughout the year for all relevant transactions. Further, the feature of recording audit trail (edit log) facility was not enabled for the period from 1 April 2023 to 22 May 2023 for certain tables relating to the supplier module.
 - ii. in respect of accounting software used for maintaining payroll records (operational for the period from 1 April 2023 to 15 August 2023), in the absence of supporting evidence on account of deactivation post 15 August 2023, we are unable to comment whether audit trail feature of the said software was enabled.
 - iii. the feature of recording audit trail (edit log) facility was not enabled on certain non-editable fields/ tables of the accounting software used for maintaining the books of account relating to revenue and consumption records.

Further, for the periods where audit trail (edit log) facility was enabled and operated for the respective accounting software, we did not come across any instance of the audit trail feature being tampered with.



Independent Auditor's Report (Continued)

Fortis Hospotel Limited

C. With respect to the matter to be included in the Auditor's Report under Section 197(16) of the Act:

In our opinion and according to the information and explanations given to us, the Company has not paid any remuneration to its directors during the year. The Ministry of Corporate Affairs has not prescribed other details under Section 197(16) of the Act which are required to be commented upon by us.

For **B S R & Co. LLP**

Chartered Accountants

Firm's Registration No.:101248W/W-100022



Rajesh Arora

Partner

Place: Gurugram

Date: 20 May 2024

Membership No.: 076124

ICAI UDIN:24076124BKHBLR5660

Annexure A to the Independent Auditor's Report on the Financial Statements of **Fortis Hospotel Limited** for the year ended **31 March 2024**

(Referred to in paragraph 1 under 'Report on Other Legal and Regulatory Requirements' section of our report of even date)

- (i) (a) (A) The Company has maintained proper records showing full particulars, including quantitative details and situation of Property, Plant and Equipment.
- (B) According to the information and explanations given to us and on the basis of our examination of the records of the Company, the Company does not have any Intangible assets. Accordingly, the provisions of clause 3(i)(a)(B) of the Order are not applicable.
- (i) (b) According to the information and explanations given to us and on the basis of our examination of the records of the Company, the Company has a regular programme of physical verification of its Property, Plant and Equipment by which all property, plant and equipment are verified at least once over a period of two years. In accordance with this programme, all property, plant and equipment were verified during the year. In our opinion, this periodicity of physical verification is reasonable having regard to the size of the Company and the nature of its assets. No discrepancies were noticed on such verification.
- (c) According to the information and explanations given to us and on the basis of our examination of the records of the Company, the title deeds of immovable properties (other than immovable properties where the Company is the lessee and the leases agreements are duly executed in favour of the lessee) disclosed in the financial statements are held in the name of the Company, except for the following which are not held in the name of the Company:

Description of property	Gross carrying value (Rupees in lacs)	Held in the name of	Whether promoter, director or their relative or employee	Period held- indicate range, where appropriate	Reason for not being held in the name of the Company. Also indicate if in dispute
Land held under perpetual lease located at Shalimar Bagh, New Delhi	7,041.29	Title deeds are in the name of Oscar Biotech Private Limited	No	Since 2007	The former name of the Company is Oscar Biotech Private Limited

- (d) According to the information and explanations given to us and on the basis of our examination of the records of the Company, the Company has not revalued its Property, Plant and Equipment (including Right of Use assets) during the year.
- (e) According to the information and explanations given to us and on the basis of our examination of the records of the Company, there are no proceedings initiated or pending against the Company for holding any benami property under the Prohibition of Benami Property Transactions Act, 1988 and rules made thereunder.
- (ii) (a) The inventory has been physically verified by the management during the year. In our opinion, the frequency of such verification is reasonable and procedures and coverage as followed by management were appropriate. No discrepancies were noticed on verification between the physical stocks and the

05/

Annexure A to the Independent Auditor's Report on the Financial Statements of **Fortis Hospotel Limited** for the year ended **31 March 2024** (Continued)

book records that were more than 10% in the aggregate of each class of inventory.

- (b) According to the information and explanations given to us and on the basis of our examination of the records of the Company, the Company has been sanctioned working capital limits in excess of five crore rupees, in aggregate, from bank or financial institution on the basis of security of current assets. According to the information and explanations given to us and on the basis of our examination of the records of the Company, there is no requirement to file any quarterly returns or statements with such bank or financial institution.
- (iii) According to the information and explanations given to us and on the basis of our examination of the records of the Company, the Company has not made any investments, provided guarantee or security or granted any loans or advances in the nature of loans, secured or unsecured, to companies, firms, limited liability partnerships or any other parties during the year. Accordingly, provisions of clauses 3(iii)(a) to 3(iii)(f) of the Order are not applicable to the Company.
- (iv) According to the information and explanations given to us and on the basis of our examination of the records of the Company, the Company has not given any loans, or provided any security as specified under Section 185 and 186 of the Companies Act, 2013 ("the Act"). In respect of the investments made and guarantees provided by the Company, in our opinion the provisions of Section 186 of the Act have been complied with.
- (v) The Company has not accepted any deposits or amounts which are deemed to be deposits from the public. Accordingly, clause 3(v) of the Order is not applicable.
- (vi) We have broadly reviewed the books of accounts maintained by the Company pursuant to the rules prescribed by the Central Government for maintenance of cost records under Section 148(1) of the Act in respect of its sales of products and services provided by it and are of the opinion that prima facie, the prescribed accounts and records have been made and maintained. However, we have not carried out a detailed examination of the records with a view to determine whether these are accurate or complete.
- (vii) (a) The Company does not have liability in respect of Service tax, Duty of excise, Sales tax and Value added tax during the year since effective 1 July 2017, these statutory dues has been subsumed into GST.

According to the information and explanations given to us and on the basis of our examination of the records of the Company, in our opinion amounts deducted / accrued in the books of account in respect of undisputed statutory dues including Goods and Service Tax, Provident Fund, Employees State Insurance, Income-Tax, Duty of Customs or Cess or other statutory dues have generally been regularly deposited with the appropriate authorities, though there have been slight delays in a few cases of provident fund.

According to the information and explanations given to us and on the basis of our examination of the records of the Company, no undisputed amounts payable in respect of Goods and Service Tax, Provident Fund, Employees State Insurance, Income-Tax, Duty of Customs or Cess or other statutory dues were in arrears as at 31 March 2024 for a period of more than six months from the date they became payable, except as mentioned below:

Name of the statute	Nature of the dues	Amount (Rupees in Lacs)	Period to which the amount relates	Due date	Date of payment	Remarks, if any
Income Tax Act, 1961	Advance income tax and interest thereon	531.52	Apr'23 to Jun'23	15-Jun-2023	Not yet paid	

as

Annexure A to the Independent Auditor's Report on the Financial Statements of **Fortis Hospotel Limited** for the year ended **31 March 2024** (Continued)

Name of the statute	Nature of the dues	Amount (Rupees in Lacs)	Period to which the amount relates	Due date	Date of payment	Remarks, if any
Income Tax Act, 1961	Advance income tax and interest thereon	1,063.04	Jul'23 to Sep'23	15-Sep-2023	Not yet paid	

- (b) According to the information and explanations given to us and on the basis of our examination of the records of the Company, statutory dues relating to Goods and Service Tax, Provident Fund, Employees State Insurance, Income-Tax, Duty of Customs or Cess or other statutory dues which have not been deposited on account of any dispute are as follows:

Name of the statute	Nature of the dues	Amount (Rupees in Lacs)	Amount paid under protest (Rupees in Lacs)	Period to which the amount relates	Forum where dispute is pending
Income Tax Act, 1961	Income Tax and Interest thereon	7,118.64	2,933.63	AY 2015-16	Commissioner of Income Tax (Appeals), New Delhi
Income Tax Act, 1961	Income Tax and Interest thereon	5,611.29	1,755.35	AY 2017-18	Commissioner of Income Tax (Appeals), New Delhi
Income Tax Act, 1961	Income Tax and Interest thereon	3,326.20	1,385.29	AY 2018-19	Commissioner of Income Tax (Appeals), Delhi

- (viii) According to the information and explanations given to us and on the basis of our examination of the records of the Company, the Company has not surrendered or disclosed any transactions, previously unrecorded as income in the books of account, in the tax assessments under the Income Tax Act, 1961 as income during the year.
- (ix) (a) According to the information and explanations given to us and on the basis of our examination of the records of the Company, the Company has not defaulted in repayment of loans and borrowing or in the payment of interest thereon to any lender.
- (b) According to the information and explanations given to us and on the basis of our examination of the records of the Company, the Company has not been declared a wilful defaulter by any bank or financial institution or government or government authority.
- (c) In our opinion and according to the information and explanations given to us by the management, term loans were applied for the purpose for which the loans were obtained.
- (d) According to the information and explanations given to us and on an overall examination of the financial statements of the Company, we report that no funds raised on short-term basis have been used for long-term purposes by the Company.



Annexure A to the Independent Auditor's Report on the Financial Statements of Fortis Hospotel Limited for the year ended 31 March 2024 (Continued)

- (e) The Company does not hold any investment in any subsidiary, associate or joint venture (as defined under the Act) during the year ended 31 March 2024. Accordingly, clause 3(ix)(e) is not applicable.
- (f) The Company does not hold any investment in any subsidiary, associate or joint venture (as defined under the Act) during the year ended 31 March 2024. Accordingly, clause 3(ix)(f) is not applicable.
- (x) (a) The Company has not raised any moneys by way of initial public offer or further public offer (including debt instruments). Accordingly, clause 3(x)(a) of the Order is not applicable.
(b) According to the information and explanations given to us and on the basis of our examination of the records of the Company, the Company has not made any preferential allotment or private placement of shares or fully or partly convertible debentures during the year. Accordingly, clause 3(x)(b) of the Order is not applicable.
- (xi) (a) Based on examination of the books and records of the Company and according to the information and explanations given to us, no fraud by the Company or on the Company has been noticed or reported during the course of the audit for the current year.
(b) According to the information and explanations given to us, no report under sub-section (12) of Section 143 of the Act has been filed by the auditors in Form ADT-4 as prescribed under Rule 13 of the Companies (Audit and Auditors) Rules, 2014 with the Central Government.
(c) As represented to us by the management, there are no whistle blower complaints received by the Company during the year.
- (xii) According to the information and explanations given to us, the Company is not a Nidhi Company. Accordingly, clause 3(xii) of the Order is not applicable.
- (xiii) In our opinion and according to the information and explanations given to us, the transactions with related parties are in compliance with Section 177 and 188 of the Act, where applicable, and the details of the related party transactions have been disclosed in the financial statements as required by the applicable accounting standards.
- (xiv) (a) Based on information and explanations provided to us and our audit procedures, in our opinion, the Company has an internal audit system commensurate with the size and nature of its business.
(b) We have considered the internal audit reports of the Company issued till date for the period under audit.
- (xv) In our opinion and according to the information and explanations given to us, the Company has not entered into any non-cash transactions with its directors or persons connected to its directors and hence, provisions of Section 192 of the Act are not applicable to the Company.
- (xvi) (a) The Company is not required to be registered under Section 45-IA of the Reserve Bank of India Act, 1934. Accordingly, clause 3(xvi)(a) of the Order is not applicable.
(b) The Company is not required to be registered under Section 45-IA of the Reserve Bank of India Act, 1934. Accordingly, clause 3(xvi)(b) of the Order is not applicable.
(c) The Company is not a Core Investment Company (CIC) as defined in the regulations made by the Reserve Bank of India. Accordingly, clause 3(xvi)(c) of the Order is not applicable.
(d) According to the information and explanations provided to us, there is no core investment company within the Group (as per the provisions of the Core Investment Companies (Reserve Bank) Directions, 2016). Accordingly, clause 3(xvi)(d) of the Order is not applicable. We have not, however, separately evaluated whether the information provided by the management is accurate and complete.
- (xvii) The Company has not incurred cash losses in the current and in the immediately preceding financial year.
- (xviii) There has been no resignation of the statutory auditors during the year. Accordingly, clause 3(xviii) of the Order is not applicable.
- (xix) According to the information and explanations given to us and on the basis of the financial ratios, ageing and expected dates of realisation of financial assets and payment of financial liabilities, other

Annexure A to the Independent Auditor's Report on the Financial Statements of **Fortis Hospotel Limited** for the year ended **31 March 2024** (Continued)

information accompanying the financial statements, our knowledge of the Board of Directors and management plans and based on our examination of the evidence supporting the assumptions, nothing has come to our attention, which causes us to believe that any material uncertainty exists as on the date of the audit report that the Company is not capable of meeting its liabilities existing at the date of balance sheet as and when they fall due within a period of one year from the balance sheet date. We, however, state that this is not an assurance as to the future viability of the Company. We further state that our reporting is based on the facts up to the date of the audit report and we neither give any guarantee nor any assurance that all liabilities falling due within a period of one year from the balance sheet date, will get discharged by the Company as and when they fall due.

- (xx) In our opinion and according to the information and explanations given to us, there is no unspent amount under sub-section (5) of Section 135 of the Act pursuant to any project. Accordingly, clauses 3(xx)(a) and 3(xx)(b) of the Order are not applicable.

For **B S R & Co. LLP**

Chartered Accountants

Firm's Registration No.:101248W/W-100022



Rajesh Arora

Partner

Place: Gurugram

Date: 20 May 2024

Membership No.: 076124

ICAI UDIN:24076124BKHBLR5660

Annexure B to the Independent Auditor's Report on the financial statements of Fortis Hospotel Limited for the year ended 31 March 2024

Report on the internal financial controls with reference to the aforesaid financial statements under Clause (i) of Sub-section 3 of Section 143 of the Act

(Referred to in paragraph 2(A)(g) under 'Report on Other Legal and Regulatory Requirements' section of our report of even date)

Opinion

We have audited the internal financial controls with reference to financial statements of Fortis Hospotel Limited ("the Company") as of 31 March 2024 in conjunction with our audit of the financial statements of the Company for the year ended on that date.

In our opinion, the Company has, in all material respects, adequate internal financial controls with reference to financial statements and such internal financial controls were operating effectively as at 31 March 2024, based on the internal financial controls with reference to financial statements criteria established by the Company considering the essential components of internal control stated in the Guidance Note on Audit of Internal Financial Controls Over Financial Reporting issued by the Institute of Chartered Accountants of India (the "Guidance Note").

Management's and Board of Directors' Responsibilities for Internal Financial Controls

The Company's Management and the Board of Directors are responsible for establishing and maintaining internal financial controls based on the internal financial controls with reference to financial statements criteria established by the Company considering the essential components of internal control stated in the Guidance Note. These responsibilities include the design, implementation and maintenance of adequate internal financial controls that were operating effectively for ensuring the orderly and efficient conduct of its business, including adherence to company's policies, the safeguarding of its assets, the prevention and detection of frauds and errors, the accuracy and completeness of the accounting records, and the timely preparation of reliable financial information, as required under the Act.

Auditor's Responsibility

Our responsibility is to express an opinion on the Company's internal financial controls with reference to financial statements based on our audit. We conducted our audit in accordance with the Guidance Note and the Standards on Auditing, prescribed under Section 143(10) of the Act, to the extent applicable to an audit of internal financial controls with reference to financial statements. Those Standards and the Guidance Note require that we comply with ethical requirements and plan and perform the audit to obtain reasonable assurance about whether adequate internal financial controls with reference to financial statements were established and maintained and if such controls operated effectively in all material respects.

Our audit involves performing procedures to obtain audit evidence about the adequacy of the internal financial controls with reference to financial statements and their operating effectiveness. Our audit of internal financial controls with reference to financial statements included obtaining an understanding of internal financial controls with reference to financial statements, assessing the risk that a material weakness exists, and testing and evaluating the design and operating effectiveness of internal control based on the assessed risk. The procedures selected depend on the auditor's judgement, including the assessment of the risks of material misstatement of the financial statements, whether due to fraud or error.

We believe that the audit evidence we have obtained is sufficient and appropriate to provide a basis for our audit opinion on the Company's internal financial controls with reference to financial statements.



Annexure B to the Independent Auditor's Report on the financial statements of **Fortis Hospotel Limited** for the year ended **31 March 2024** (Continued)

Meaning of Internal Financial Controls with Reference to Financial Statements

A company's internal financial controls with reference to financial statements is a process designed to provide reasonable assurance regarding the reliability of financial reporting and the preparation of financial statements for external purposes in accordance with generally accepted accounting principles. A company's internal financial controls with reference to financial statements include those policies and procedures that (1) pertain to the maintenance of records that, in reasonable detail, accurately and fairly reflect the transactions and dispositions of the assets of the company; (2) provide reasonable assurance that transactions are recorded as necessary to permit preparation of financial statements in accordance with generally accepted accounting principles, and that receipts and expenditures of the company are being made only in accordance with authorisations of management and directors of the company; and (3) provide reasonable assurance regarding prevention or timely detection of unauthorised acquisition, use, or disposition of the company's assets that could have a material effect on the financial statements.

Inherent Limitations of Internal Financial Controls with Reference to Financial Statements

Because of the inherent limitations of internal financial controls with reference to financial statements, including the possibility of collusion or improper management override of controls, material misstatements due to error or fraud may occur and not be detected. Also, projections of any evaluation of the internal financial controls with reference to financial statements to future periods are subject to the risk that the internal financial controls with reference to financial statements may become inadequate because of changes in conditions, or that the degree of compliance with the policies or procedures may deteriorate.

For **B S R & Co. LLP**

Chartered Accountants

Firm's Registration No.:101248W/W-100022



Rajesh Arora

Partner

Place: Gurugram

Date: 20 May 2024

Membership No.: 076124

ICAI UDIN:24076124BKHBRLR5660

FORTIS HOSPOTEL LIMITED
BALANCE SHEET AS AT MARCH 31, 2024

Particulars	Notes	As at March 31, 2024 (₹ in lacs)	As at March 31, 2023 (₹ in lacs)
ASSETS			
A. Non-current assets			
(a) Property, plant and equipment	5a	49,892.68	47,661.31
(b) Capital work-in progress	5b	13,778.44	2,199.81
(c) Right-of-use assets	32	7,693.91	7,910.06
(d) Financial assets			
(i) Investments	6	95,340.90	95,340.90
(ii) Trade receivables	11	28,567.04	24,078.10
(iii) Other financial assets	7	54,741.35	45,922.25
(e) Non-current tax assets (net)	8	4,910.09	3,607.06
(f) Other non-current assets	9	647.01	1,019.58
Total non-current assets (A)		255,571.42	227,739.07
B. Current assets			
(a) Inventories	10	210.50	205.20
(b) Financial assets			
(i) Trade receivables	11	32,612.87	28,523.61
(ii) Cash and cash equivalents	12	11.37	9.93
(iii) Other financial assets	7	43.66	31.41
(c) Other current assets	9	208.38	125.51
Total current assets (B)		33,086.78	28,895.66
Total assets (A+B)		288,658.20	256,634.73
EQUITY AND LIABILITIES			
A. Equity			
(a) Equity share capital	13	56,117.02	56,117.02
(b) Other equity		215,724.54	192,686.98
Total equity (A)		271,841.56	248,804.00
Liabilities			
B. Non-current liabilities			
(a) Financial liabilities			
(i) Borrowings	15	2,634.45	1,763.47
(ii) Lease liabilities	32	917.79	1,136.61
(b) Deferred tax liabilities (net)	16	313.72	59.08
(c) Provisions	17	317.83	243.74
Total non-current liabilities (B)		4,183.79	3,202.90
C. Current liabilities			
(a) Financial liabilities			
(i) Borrowings	15	692.27	122.20
(ii) Trade payables			
- Total outstanding dues of micro enterprises and small enterprises	18	156.08	126.00
- Total outstanding dues of creditors other than micro enterprises and small enterprises	18	1,133.22	1,065.90
(iii) Lease liabilities	32	261.83	242.16
(iv) Other financial liabilities	19	6,518.29	2,820.41
(b) Provisions	17	116.38	125.88
(c) Other current liabilities	20	140.80	125.28
(d) Current tax liabilities	21	3,613.98	-
Total current liabilities (C)		12,632.85	4,627.83
Total liabilities (B+C)		16,816.64	7,830.73
Total equity and liabilities (A+B+C)		288,658.20	256,634.73

See accompanying notes forming integral part of the financial statements
In terms of our report attached

1-47

For BSR & Co. LLP
Chartered Accountants
Firm Registration No.: 101248W/W-100022

Rajesh Arora
Partner
Membership No: 076124

For and on behalf of the Board of Directors
Fortis Hospotel Limited

Ritu Garg
Whole Time Director
DIN: 07202866

Gourav Khatri
Company Secretary
Membership No.: F7177
Place : Gurugram
Date: May 20, 2024

Ashutosh Raghuvanshi
Director
DIN: 02775637

Sunil Agarwal
Chief Financial Officer

Place : Gurugram
Date: May 20, 2024



FORTIS HOSPOTEL LIMITED
STATEMENT OF PROFIT AND LOSS FOR THE YEAR ENDED MARCH 31, 2024

Particulars	Notes	For the year ended March 31, 2024 (₹ in lacs)	For the year ended March 31, 2023 (₹ in lacs)
INCOME			
I Revenue from operations	22	36,019.33	33,131.71
II Other income	23	9,909.47	9,507.87
III Total income (I+II)		45,928.80	42,639.58
IV EXPENSES			
(i) Purchases of medical consumables and drugs		1,508.52	1,009.34
(ii) Changes in inventories of medical, consumables and drugs	24	(5.30)	(173.38)
(ii) Employee benefits expense	25	3,628.25	2,691.41
(iii) Finance costs	26	614.67	392.09
(iv) Depreciation and amortisation expense	27	2,354.92	2,267.88
(v) Other expenses	28	6,809.88	7,935.64
Total expenses		14,910.94	14,122.98
V Profit before tax (III-IV)		31,017.86	28,516.60
VI Tax expense			
(i) Current tax	29	7,716.82	7,729.36
(ii) Deferred tax (net)	29	256.85	(418.21)
Total tax expense		7,973.67	7,311.15
VII Profit after tax for the year (V-VI)		23,044.19	21,205.45
VIII Other comprehensive income			
Items that will not be reclassified to profit or loss			
- Remeasurement of the defined benefit liabilities		(8.86)	(22.80)
- Income tax relating to items that will not be reclassified to profit or loss		2.23	5.74
Total other comprehensive loss		(6.63)	(17.06)
IX Total comprehensive income for the year (VII+VIII)		23,037.56	21,188.39
Earning per share of ₹10 each			
(i) Basic (in ₹)	30	4.11	3.78
(ii) Diluted (in ₹)	30	4.11	3.78
See accompanying notes forming integral part of the financial statements	1-47		

In terms of our report attached

For B S R & Co. LLP
Chartered Accountants
Firm Registration No.: 101248W/W-100022

Rajesh Arora
Partner
Membership No: 076124

Place : Gurugram
Date: May 20, 2024



For and on behalf of the Board of Directors
Fortis Hospotel Limited

Ritu Garg
Whole Time Director
DIN: 07202866

Gaurav Khatri
Company Secretary
Membership No.: F7177
Place : Gurugram
Date: May 20, 2024

Ashutosh Raghuvanshi
Director
DIN: 02775637

Sunil Agarwal
Chief Financial Officer

Handwritten initials/signature

FORTIS HOSPOTEL LIMITED
STATEMENT OF CASH FLOW FOR THE YEAR ENDED MARCH 31, 2024

Particulars	For the year ended March 31, 2024 (₹ in lacs)	For the year ended March 31, 2023 (₹ in lacs)
A. Cash flow from operating activities		
Profit before tax	31,017.86	28,516.60
Adjustments for:		
Depreciation and amortisation expense	2,354.92	2,267.88
Profit on sale of property, plant and equipment	(7.77)	(9.95)
Advance income tax (TDS) written off	0.61	98.76
Liabilities no longer required written back	(49.25)	(58.31)
Allowance for doubtful trade receivables	409.71	2,214.34
Interest income	(9,813.12)	(9,235.22)
Net gain arising on financial assets designated at FVTPL	(38.31)	(204.11)
Finance costs	614.67	392.09
	24,489.32	23,982.08
Working capital adjustments		
Increase in trade receivables	(8,987.91)	(13,529.40)
Increase in inventories	(5.29)	(173.38)
Decrease / (increase) in other financial assets	80.21	(191.43)
Increase in other assets	(73.21)	(50.12)
Increase / (decrease) in trade payables	146.65	(197.45)
Increase in provisions	55.73	81.90
Increase in other liabilities	15.52	18.41
Increase in other financial liabilities	62.17	295.67
Cash generated from operating activities	15,783.19	10,236.29
Income taxes paid (net)	(5,406.47)	(7,732.06)
Net cash generated from operating activities (A)	10,376.72	2,504.23
B. Cash flows from investing activities		
Purchase of property, plant and equipment	(11,958.01)	(2,230.62)
Proceeds on sale of property, plant and equipment	21.71	10.93
Interest received	934.94	978.02
Net cash used in investing activities (B)	(11,001.36)	(1,241.67)
C. Cash flows from financing activities (refer note 14)		
Proceeds from non-current borrowings	1,698.00	1,180.94
Repayment of non-current borrowings	(167.82)	(1,642.57)
Repayment of current borrowings (net)	(93.40)	(275.81)
Principal payment of lease liabilities	(199.15)	(164.23)
Finance cost paid (including interest on lease liabilities)	(615.83)	(396.15)
Net cash generated from / (used in) financing activities (C)	621.80	(1,297.82)
Net decrease in cash and cash equivalents (A + B + C)	(2.84)	(35.26)
Cash and cash equivalents at the beginning of the year	(18.86)	16.40
Cash and cash equivalents at the end of the year (refer note 12)	(21.70)	(18.86)

Notes

(a) The statement of cash flows has been prepared in accordance with "Indirect Method" as set out on Indian Accounting Standard -7 on "Statement on Cash flows"

(b) The Company has paid Rs. 490.59 lacs for the year ended March 31, 2024 and Rs. 469.91 lacs for the year ended March 31, 2023 towards Corporate Social Responsibility (CSR) expenditure (refer note 43)

See accompanying notes forming integral part of the financial statements 1-47

In terms of our report attached

For BSR & Co. LLP
Chartered Accountants
Firm Registration No. 101248W/W-100022

Rajesh Arora
Partner
Membership No: 076124



Place : Gurugram
Date: May 20, 2024

For and on behalf of the Board of Directors
Fortis Hospotel Limited

Ritu Bhardwaj
Whole Time Director
DIN: 07202866

Gaurav Khatri
Company Secretary
Membership No.: F7177

Place : Gurugram
Date: May 20, 2024

Ashutosh Raghuvanshi
Director
DIN: 02775637

Sunil Agarwal
Chief Financial Officer

Handwritten initials: B2 and APC

FORTIS HOSPOTEL LIMITED
STATEMENT OF CHANGES IN EQUITY FOR THE YEAR ENDED MARCH 31, 2024

Particulars	Equity		Other equity		(₹ in lacs)
	Equity share capital	Securities premium*	Retained earnings	Total other equity	Total
Balance at April 01, 2022	56,117.02	63,816.07	107,682.52	171,498.59	227,615.61
Profit for the year	-	-	21,205.45	21,205.45	21,205.45
Other comprehensive loss for the year (net of income tax)	-	-	(17.06)	(17.06)	(17.06)
Total comprehensive income for the year	-	-	21,188.39	21,188.39	21,188.39
Balance as at March 31, 2023	56,117.02	63,816.07	128,870.91	192,686.98	248,804.00
Profit for the year	-	-	23,044.19	23,044.19	23,044.19
Other comprehensive loss for the year (net of income tax)	-	-	(6.63)	(6.63)	(6.63)
Total comprehensive income for the year	-	-	23,037.56	23,037.56	23,037.56
Balance as at March 31, 2024	56,117.02	63,816.07	151,908.47	215,724.54	271,841.56

* The unutilized accumulated excess of issue price over face value on issue of shares. This reserve is utilised in accordance with the provisions of the Companies Act 2013.

See accompanying notes forming integral part of the financial statements

1-47

In terms of our report attached,

For B S R & Co. LLP
Chartered Accountants
Firm Registration No.: 101248W/W-100022



Rajesh Arora
Partner
Membership No: 076124


For and on behalf of the Board of Directors
Fortis Hospotel Limited



Ravi Garg
Whole Time Director
DIN: 07202866



Ashutosh Raghuvanshi
Director
DIN: 02775637



Sunil Agarwal
Chief Financial Officer

Place : Gurugram
Date: May 20, 2024



Place : Gurugram
Date: May 20, 2024



Gourav Khatri
Company Secretary
Membership No.: F7177



1. Corporate information

Fortis Hospotel Limited ('FHTL' or the 'Company') (CIN: U74899HR1990PLC054770) was incorporated in the year 1990. FHTL is a limited company and is engaged in the business of providing clinical establishment services including certain out-patient department (OPD) and radio diagnostic services at Shalimar Bagh and Gurugram. The Company has entered into a Hospital and Medical Services Agreements (HMSA) with Fortis Hospitals Limited (FHsL) and Fortis Healthcare Limited (FHL) (collectively referred to as 'Hospital operating companies') and shall provide FHsL and FHL on an exclusive principal to principal basis, hospital services including clinical establishment services, OPD services and radio diagnostic services and shall receive service fee in respect thereof. The Company is a subsidiary of Fortis Healthcare Limited ('FHL'). FHL is a listed entity on both BSE Limited and National Stock Exchange of India Limited.

The registered office of the Company is located at Fortis Memorial Research Institute Sector-44, Near Metro Station Gurugram, Haryana, 122001 and the corporate office of the Company is located at Tower A, Unitech Business Park, Block – F, South City 1, Sector – 41, Gurugram, 122001, Haryana, India. The Company operates through its clinical establishment situated at Shalimar Bagh, Delhi and Gurugram, Haryana.

2. Material accounting policies

This note provides a list of the material accounting policies adopted in the preparation of these financial statements. The accounting policies adopted are consistent with the previous financial years.

(a) Basis of preparation

(i) Statement of compliance

These financial statements have been prepared in accordance with Indian Accounting Standards ('Ind AS') as per Companies (Indian Accounting Standards) Rules, 2015, as amended from time to time, notified under Section 133 of Companies Act, 2013, ("the Act") and other relevant provisions of the Act. All the amounts included in the financial statements are reported in lacs of Indian Rupees and are rounded to the nearest lakh to two decimals, except per share data.

The financial statements have been authorised for issue by the Company's Board of Directors on May 20, 2024.

(ii) Functional and presentation currency

These financial statements are presented in Indian Rupees (₹), which is also the Company's functional currency. All amounts are in Indian Rupees lacs except share data and per share data, unless otherwise stated.

(iii) Basis of measurement

The financial statements have been prepared under historical cost convention on accrual basis except for the following items,

Item basis	Measurement
Derivative assets	Fair value
Net defined benefit liability	Present value of the defined benefit obligation

Fair value is the price that would be received to sell as asset or paid to transfer a liability in an orderly transaction between market participants at the measurement date.

(b) Current versus non-current classification

Based on the time involved between the acquisition of assets for processing and their realization in cash and cash equivalents, the Company has identified twelve months as its operating cycle for determining current and non-current classification of assets and liabilities in the balance sheet.



Handwritten signature



(c) Measurement of fair values

A number of the accounting policies and disclosures require measurement of fair values, for both financial and non-financial assets and liabilities. Fair values are categorized into different levels in a fair value hierarchy based on the inputs used in the valuation techniques as follows:

Level 1: quoted prices (unadjusted) in active markets for identical assets or liabilities.

Level 2: inputs other than quoted prices included in Level 1 that are observable for the asset or liability, either directly (i.e. as prices) or indirectly (i.e. derived from prices).

Level 3: inputs for the asset or liability that are not based on observable market data (unobservable inputs).

The Company has an established control framework with respect to the measurement of fair values. This includes a finance team that has overall responsibility for overseeing all significant fair value measurements, including Level 3 fair values.

When measuring the fair value of an asset or a liability, the Company uses observable market data as far as possible. If the inputs used to measure the fair value of an asset or a liability fall into different levels of the fair value hierarchy, then the fair value measurement is categorized in its entirety in the same level of the fair value hierarchy as the lowest level input that is significant to the entire measurement. The Company recognizes transfers between levels of the fair value hierarchy at the end of the reporting period during which the change has occurred.

(d) Property, plant and equipment (PPE)**(i) Property, plant and equipment**

The cost of an item of property, plant and equipment shall be recognised as an asset if, and only if it is probable that future economic benefits associated with the item will flow to the Company and the cost of the item can be measured reliably.

Freehold land is carried at cost. All other items of property, plant and equipment are stated at cost, which includes capitalized finance costs, less accumulated depreciation and any accumulated impairment loss. The cost of an item of Property, Plant and Equipment comprises its purchase price, including import duties and other non-refundable taxes or levies, freight, any directly attributable cost of bringing the asset to its working condition for its intended use and estimated cost of dismantling and restoring onsite; any trade discounts and rebates are deducted in arriving at the purchase price.

Subsequent costs are included in the asset's carrying amount or recognised as a separate asset, as appropriate, only when it is probable that future economic benefits associated with the item will flow to the Company and the cost of the item can be measured reliably. The carrying amount of any component accounted for as a separate asset is derecognized when replaced. All other repairs and maintenance are charged to profit or loss during the reporting period in which they are incurred.

Advances paid towards acquisition of property, plant and equipment outstanding at each Balance Sheet date, are shown under other non-current assets and cost of assets not ready for intended use before the year end, are shown as capital work-in-progress.

If significant parts of an item of property, plant and equipment have different useful lives, then they are accounted for as separate items (major Components) of property, plant and equipment.

(ii) Depreciation and amortization methods, estimated useful lives and residual value

Depreciation is provided on straight line basis on the original cost/ acquisition cost of assets or other amounts substituted for cost of property, plant and equipment as per the useful life specified in Part 'C' of Schedule II of the Act, read with notification dated 29 August 2014 of the Ministry of Corporate Affairs, except for the certain classes of property, plant and equipment which are depreciated based on the internal technical assessment of the management. The details of useful life are as under:



Category of assets	Management estimate of useful life	Useful life as per Schedule II
Buildings	10-60 years	60 years
Plant and machinery	10-15 years	15 years
Medical equipment	2-13 years	13 years
Computers	2-6 years	3 years
Furniture and fittings	10 years	10 years
Office equipment	5 years	5 years

Freehold land is not depreciated.

Depreciation on leasehold assets is provided over the lease term or expected useful life of the asset, whichever is lower.

Depreciation and amortization on property, plant and equipment and intangible assets added/disposed off during the year has been provided on pro-rata basis with reference to the date/month of addition/disposal.

Depreciation and amortization methods, useful lives and residual values are reviewed at the end of each reporting period and adjusted if appropriate.

(iii) Derecognition

A property, plant and equipment and intangible asset is derecognized on disposal or when no future economic benefits are expected from its use and disposal. Losses arising from retirement and gains or losses arising from disposal of a tangible asset are measured as the difference between the net disposal proceeds and the carrying amount of the asset and are recognised in the Statement of Profit and Loss.

(e) Impairment of non-financial assets

Intangible assets that have an indefinite useful life are not subject to amortization and are tested annually for impairment, or more frequently if events or changes in circumstances indicate that they might be impaired. The Company's non-financial assets other than inventories and deferred tax assets, are reviewed at each reporting date to determine whether there is any indication of impairment. If any such indication exists, then the asset's recoverable amount is estimated.

For impairment testing, assets that do not generate independent cash inflows (i.e. corporate assets) are grouped together into cash-generating units (CGUs). Each CGU represents the smallest group of assets that generates cash inflows that are largely independent of the cash inflows of other assets or CGUs.

The recoverable amount of a CGU is the higher of its value in use and its fair value less costs to sell. Value in use is based on the estimated future cash flows, discounted to their present value using a discount rate that reflects current market assessments of the time value of money and the risks specific to the CGU.

An impairment loss is recognised if the carrying amount of an asset or CGU exceeds its estimated recoverable amount. Impairment loss recognized in respect of a CGU is allocated first to reduce the carrying amount of goodwill (if any) allocated to the CGU, and then to reduce the carrying amount of the other assets of the CGU (or company of CGUs) on a pro rata basis.

In respect of assets for which impairment loss has been recognized in prior periods, the Company reviews at reporting date whether there is any indication that the loss has decreased or no longer exists. An impairment loss is reversed if there has been a change in the estimates used to determine the recoverable amount. Such a reversal is made only to the extent that the asset's carrying amount does not exceed the carrying amount that would have been determined, net of depreciation or amortization, if no impairment loss had been recognized.



(f) Financial instrument

A Financial instrument is any contract that gives rise to a financial asset of one entity and a financial liability or equity instrument of another entity.

Initial recognition and measurement

Trade receivables and debt securities issued are initially recognised when they are originated. All other financial assets and financial liabilities are initially recognised when the Company becomes a party to the contractual provisions of the instrument.

A financial asset (unless it is a trade receivable without a significant financing component) or financial liability is initially measured at fair value plus or minus, for an item not at FVTPL, transaction costs that are directly attributable to its acquisition or issue. A trade receivable without a significant financing component is initially measured at the transaction price.

*Financial assets**Subsequent measurement*

For purposes of subsequent measurement, financial assets are classified in four categories:

- Debt instruments at amortised cost
- Debt instruments at fair value through other comprehensive income (FVOCI)
- Debt instruments and derivatives instruments at fair value through profit or loss (FVTPL)

Debt instruments at amortised cost

A 'debt instrument' is measured at the amortised cost if the asset is held within a business model whose objective is to hold assets for collecting contractual cash flows, and contractual terms of the asset give rise on specified dates to cash flows that are solely payments of principal and interest (SPPI) on the principal amount outstanding.

After initial measurement, such financial assets are subsequently measured at amortised cost using the effective interest rate (EIR) method. The effective interest rate is the rate that exactly discounts estimated future cash payments or receipts through the expected life of the financial instrument to the gross carrying amount of the financial asset or the amortised cost of the financial liability. Amortised cost is calculated by taking into account any discount or premium on acquisition and fees or costs that are an integral part of the EIR. The EIR amortization is included in other income in the Statement of Profit and Loss. The losses arising from impairment are recognised in the Statement of Profit and Loss. This category generally applies to trade and other receivables.

Debt instrument at FVOCI

A 'debt instrument' is classified as at the FVOCI if the objective of the business model is achieved both by collecting contractual cash flows and selling the financial assets, and the asset's contractual cash flows represent SPPI.

Debt instruments included within the FVOCI category are measured initially as well as at each reporting date at fair value. Fair value movements are recognised in the other comprehensive income (OCI). On derecognition of the asset, cumulative gain or loss previously recognised in OCI is reclassified to the Statement of Profit and Loss. Interest earned whilst holding FVOCI debt instrument is reported as interest income using the EIR method.

Debt instrument at FVTPL

FVTPL is a residual category for debt instruments. Any debt instrument, which does not meet the criteria for categorization as at amortized cost or as FVOCI, is classified as at FVTPL. In addition, at initial recognition, the Company may irrevocably elect to designate a debt instrument, which otherwise meets amortised cost or FVOCI criteria, as at FVTPL. However, such election is allowed only if doing so reduces or eliminates a measurement or recognition inconsistency (referred to as 'accounting mismatch').

Debt instruments included within the FVTPL category are measured at fair value with all changes recognised in the Statement of Profit and Loss.



Financial guarantee contracts

A financial guarantee contract is a contract that requires the issuer to make specified payments to reimburse the holder for a loss it incurs because a specified debtor fails to make payments when due in accordance with the terms of a debt instrument.

Financial guarantees issued by the Company on behalf of group companies are designated as 'insurance contracts'. The Company designates such insurance contracts as contingent liabilities.

Impairment of financial assets

The Company recognizes loss allowance using the expected credit loss (ECL) model for the financial assets which are not fair valued through profit or loss. Loss allowance for trade receivables with no significant financing component is measured at an amount equal to lifetime ECL. For all financial assets with contractual cash flows other than trade receivable, ECLs are measured at an amount equal to the 12-month ECL, unless there has been a significant increase in credit risk from initial recognition in which case those are measured at lifetime ECL. The amount of ECL (or reversal) that is required to adjust the loss allowance at the reporting date is recognised as an impairment gain or loss in the Statement of Profit and Loss.

Credit-impaired financial assets

At each reporting date, the Company assesses whether financial assets carried at amortised cost and debt securities at FVOCI are credit-impaired. A financial asset is 'credit-impaired' when one or more events that have a detrimental impact on the estimated future cash flows of the financial asset have occurred. Evidence that a financial asset is credit-impaired includes the following observable data:

- significant financial difficulty of the debtor;
- a breach of contract such as a default;
- the restructuring of a loan or advance by the Company on terms that the Company would not consider otherwise;
- it is probable that the debtor will enter bankruptcy or other financial reorganisation; or
- the disappearance of an active market for a security because of financial difficulties.

Presentation of allowance for ECL in the balance sheet

Loss allowances for financial assets measured at amortised cost are deducted from the gross carrying amount of the assets.

Derecognition of financial assets

A financial asset (or, where applicable, a part of a financial asset or part of a company of similar financial assets) is primarily derecognized (i.e. removed from the Company's balance sheet) when:

- The rights to receive cash flows from the asset have expired, or
- The Company has transferred its rights to receive cash flows from the asset or has assumed an obligation to pay the received cash flows in full without material delay to a third party under a 'pass-through' arrangement; and either (a) the Company has transferred substantially all the risks and rewards of the asset, or (b) the Company has neither transferred nor retained substantially all the risks and rewards of the asset, but has transferred control of the asset.

When the Company has transferred its rights to receive cash flows from an asset or has entered into a pass-through arrangement, it evaluates if and to what extent it has retained the risks and rewards of ownership. When it has neither transferred nor retained substantially all of the risks and rewards of the asset, nor transferred control of the asset, the Company continues to recognize the transferred asset to the extent of the Company's continuing involvement. In that case, the Company also recognizes an associated liability. The transferred asset and the associated liability are measured on a basis that reflects the rights and obligations that the Company has retained.

*Financial liabilities**Write-off of financial assets*

The gross carrying amount of a financial asset is written off when the Company has no reasonable expectations of recovering a financial asset in its entirety or a portion thereof. The Company expects no significant recovery from the



amount written off. However, financial assets that are written off could still be subject to enforcement activities in order to comply with the Company's procedures for recovery of amounts due.

Financial liabilities

Financial liabilities are classified as measured at amortised cost or FVTPL. A financial liability is classified as at FVTPL if it is classified as held-for-trading, or it is a derivative or it is designated as such on initial recognition. Financial liabilities at FVTPL are measured at fair value and net gains and losses, including any interest expense, are recognised in Statement of Profit and Loss. Other financial liabilities are subsequently measured at amortised cost using the effective interest method. Interest expense and foreign exchange gains and losses are recognised in Statement of Profit and Loss. Any gain or loss on derecognition is also recognized in Statement of Profit and Loss.

Derecognition of financial liabilities

A financial liability is derecognized when the obligation under the liability is discharged or cancelled or expires. When an existing financial liability is replaced by another from the same lender on substantially different terms, or the terms of an existing liability are substantially modified, such an exchange or modification is treated as the derecognition of the original liability and the recognition of a new liability. The difference in the respective carrying amounts is recognised in the Statement of Profit and Loss.

Derivative financial instruments

The Company uses various types of derivative financial instruments to hedge its currency and interest risk etc. Such derivative financial instruments are initially recognised at fair value on the date on which a derivative contract is entered into and are subsequently re-measured at fair value. Derivatives are carried as financial assets when the fair value is positive and as financial liabilities when the fair value is negative.

Offsetting

Financial assets and financial liabilities are offset and the net amount presented in the Balance Sheet when, and only when, the Company currently has a legally enforceable right to set off the amounts and it intends either to settle them on a net basis or to realize the asset and settle the liability simultaneously.

(g) Cash and cash equivalents

Cash and cash equivalents include cash in hand, demand deposits with banks and other short-term highly liquid investments with original maturities of three months or less.

For the purpose of cash flow statement, cash and cash equivalent includes cash in hand, in banks, demand deposits with banks and other short-term highly liquid investments with original maturities of three months or less, net of outstanding bank overdrafts that are repayable on demand and are considered part of the cash management system.


(h) Contingent liabilities and contingent assets

A contingent liability is a possible obligation that arises from past events whose existence will be confirmed by the occurrence or non-occurrence of one or more uncertain future events beyond the control of the Company or a present obligation that is not recognized because it is not probable that an outflow of resources will be required to settle the obligation. A contingent liability also arises in extremely rare cases where there is a liability that cannot be recognized because it cannot be measured reliably. The Company does not recognize a contingent liability but discloses its existence in the financial statements unless the possibility of an outflow of resources embodying economic benefits is remote. Contingent liabilities and commitments are reviewed by the management at each balance sheet date.

Contingent assets are not recognised in the financial statements. However, contingent assets are assessed continually and if it is virtually certain that an inflow of economic benefits will arise, the asset and related income are recognised in the period in which the change occurs.

(i) Provisions

A provision is recognized if, as a result of a past event, the Company has a present legal or constructive obligation that can be estimated reliably, and it is probable that an outflow of economic benefits will be required to settle the obligation. If the effect of the time value of money is material, provisions are determined by discounting the expected



future cash flows at a pre-tax rate that reflects current market assessments of the time value of money and the risks specific to the liability. Where discounting is used, the increase in the provision due to the passage of time is recognized as a finance cost.

The amount recognized as a provision is the best estimate of the consideration required to settle the present obligation at reporting date, taking into account the risks and uncertainties surrounding the obligation. When some or all the economic benefits required to settle a provision are expected to be recovered from a third party, the receivable is recognized as an asset if it is virtually certain that reimbursement will be received, and the amount of the receivable can be measured reliably.

A contract is considered to be onerous when the expected economic benefits to be derived by the Company from the contract are lower than the unavoidable cost of meeting its obligations under the contract. The provision for an onerous contract is measured at the present value of the lower of the expected cost of terminating the contract and the expected net cost of continuing with the contract. Before such a provision is made, the Company recognizes any impairment loss on the assets associated with that contract.

Provisions are reviewed at each balance sheet date and adjusted to reflect the current best estimate. If it is no longer probable that the outflow of resources would be required to settle the obligation, the provision is reversed

(j) Revenue recognition

Revenue primarily consists income from Hospital and Medical Service which is recognised over the period of time. As per Hospital and Medical Services Agreement (HMSA), total operating income is bifurcated into base fees (which is fixed) and variable fees (which is fixed percentage of actual revenue earned by the hospital operating companies).

Contracts with customers could include promises to transfer multiple services/ products to a customer. The Company assesses the product/ services promised in a contract and identifies distinct performance obligation in the contract. Revenue towards satisfaction of a performance obligation is measured at the amount of transaction price (net of variable consideration) allocated to that performance obligation. The transaction price of services rendered and goods sold if net of variable consideration on account of various discounts and schemes offered by the Company as part of the contract including claims. Further, the Company also determines whether the performance obligation is satisfied at a point in time or over a period of time. These judgments and estimations are based on various factors including contractual terms and historical experience.

Revenue is recognised to the extent that it is probable that the economic benefits will flow to the Company and the revenue can be reliably measured.

Revenue from sale of products is recognised at a point in time upon transfer of control of products to customers at the time of delivery of goods to the customers.

Other operating revenue comprises revenue from rental income which is recognised over the period of time in accordance with terms of agreements entered into with the respective lessees.

(k) Inventories

Inventories are valued at lower of cost or net realizable value except scrap, which is valued at net estimated realizable value.

The Company uses weighted average method to determine cost for all categories of inventories except for goods in transit which is valued at specifically identified purchase cost. Cost includes all costs of purchase, and other costs incurred in bringing the inventories to their present location and condition inclusive of non-refundable (adjustable) taxes wherever applicable.

Net realizable value is the estimated selling price in the ordinary course of business, less estimated costs necessary to make the sale. The comparison of cost and net realizable value is made on an item-by-item basis.



(I) Employee benefits*Short-term employee benefits*

All employee benefits falling due within twelve months of the end of the period in which the employees render the related services are classified as short-term employee benefits, which include benefits like salaries, wages, short term compensated absences, performance incentives, etc. and are recognised as expenses in the period in which the employee renders the related service and measured accordingly. Short term employee benefits are measured on an undiscounted basis.

Post-employment benefits

Post-employment benefit plans are classified into defined benefits plans and defined contribution plans as under:

- a) **Gratuity**
The Company has an obligation towards gratuity, a defined benefit retirement plan covering eligible employees. The plan provides for a lump sum payment to vested employees at retirement, death while in employment or on termination of employment of an amount based on the respective employee's salary and the tenure of employment. The liability in respect of gratuity is recognised in the books of account based on actuarial valuation by an independent actuary.
- b) **Provident fund**
 - (i) The Company makes contribution to the Regional Provident Fund Commissioner in accordance with Employees Provident Fund and Miscellaneous Provision Act, 1952 for its employees.
 - (ii) The Company's contribution to the provident fund is charged to Statement of Profit and Loss.

Other long-term employee benefits:

As per the Company's policy, eligible leaves can be accumulated by the employees and carried forward to future periods to either be utilized during the service, or encashed. Encashment can be made during service, on early retirement, on withdrawal of scheme, at resignation and upon death of the employee. Accumulated compensated absences are treated as other long-term employee benefits.

Termination benefits are recognised as an expense when, as a result of a past event, the Company has a present obligation that can be estimated reliably, and it is probable that an outflow of economic benefits will be required to settle the obligation.

Actuarial valuation

The liability in respect of all defined benefit plans and other long-term benefits is accrued in the books of account on the basis of actuarial valuation carried out by an independent actuary using the Projected Unit Credit Method. The obligation is measured at the present value of estimated future cash flows. The discount rates used for determining the present value of obligation under defined benefit plans, is based on the market yields on Government securities as at the Balance Sheet date, having maturity periods approximating to the terms of related obligations.

Remeasurement gains and losses on other long-term benefits are recognised in the Statement of Profit and Loss in the year in which they arise. Remeasurement gains and losses in respect of all defined benefit plans arising from experience adjustments and changes in actuarial assumptions are recognised in the period in which they occur, directly in other comprehensive income. They are recognized immediately in the Statement of Changes in Equity with a corresponding debit or credit to retained earnings through OCI in the period in which they occur. Changes in the present value of the defined benefit obligation resulting from plan amendments or curtailments are recognised immediately in profit or loss as past service cost. Gains or losses on the curtailment or settlement of any defined benefit plan are recognised when the curtailment or settlement occurs. Any differential between the plan assets (for a funded defined benefit plan) and the defined benefit obligation as per actuarial valuation is recognised as a liability if it is a deficit or as an asset if it is a surplus (to the extent of the lower of present value of any economic benefits available in the form of refunds from the plan or reduction in future contribution to the plan).

Past service cost is recognised as an expense in the Statement of Profit and Loss on a straight-line basis over the average period until the benefits become vested. To the extent that the benefits are already vested immediately following the introduction of, or changes to, a defined benefit plan, the past service cost is recognised immediately in the Statement



of Profit and Loss. Past service cost may be either positive (where benefits are introduced or improved) or negative (where existing benefits are reduced).

(m) Borrowing costs

Borrowing costs directly attributable to the acquisition, construction or production of qualifying assets, which are assets that necessarily take a substantial period of time to get ready for their intended use or sale, are added to the cost of those assets, until such time as the assets are substantially ready for their intended use or sale.

Interest income earned on the temporary investment of specific borrowings pending their expenditure on qualifying assets is deducted from the borrowing costs eligible for capitalisation.

Capitalization of borrowing costs ceases when substantially all the activities necessary to prepare the qualifying assets for their intended uses are complete. Borrowing costs consist of interest and other costs that an entity incurs in connection with the borrowing of funds including interest expense on lease liability. Borrowing costs include exchange differences arising from foreign currency borrowings to the extent that they are regarded as an adjustment to interest costs.

All other borrowing costs are recognised in the statement of profit and loss in the period in which they are incurred.

(n) Income tax

Income tax expense comprises current and deferred tax. It is recognised in Statement of Profit and Loss except to the extent that it relates to a business combination, or items recognised directly in equity or in OCI. Interest and penalties related to income taxes, including uncertain tax treatments, do not meet the definition of income taxes, and therefore accounted for them under Ind AS 37 Provisions, Contingent Liabilities and Contingent Assets.

Current taxes

Current tax comprises the best estimate of expected tax payable or receivable on the taxable income or loss for the year and any adjustment to the tax payable or receivable in respect of previous years. The amount of current tax payable or receivable is the best estimate of the tax amount expected to be paid or received after considering uncertainty related to income taxes, if any. It is measured using tax rates enacted or substantively enacted at the reporting date. Current tax assets and liabilities are offset only if there is a legally enforceable right to set off the recognised amounts, and it is intended to realize the asset and settle the liability on a net basis or simultaneously.

Deferred taxes

Deferred tax is recognised in respect of temporary differences between the carrying amounts of assets and liabilities for financial reporting purposes and the amounts used for taxation purposes. Deferred tax is also recognized in respect of carried forward tax losses and tax credits. Deferred tax is not recognised for:

- temporary differences arising on the initial recognition of assets or liabilities in a transaction that is not a business combination and at the time of transaction (i) affects neither accounting nor taxable profit or loss at the time of the transaction and (ii) does not give rise to equal taxable and deductible temporary differences;
- temporary differences related to investments in subsidiaries, associates and , to the extent that the Company is able to control the timing of the reversal of the temporary differences and it is probable that they will not reverse in the foreseeable future.

Deferred tax assets are recognised for unused tax losses, unused tax credits and deductible temporary differences to the extent that it is probable that future taxable profits will be available against which they can be used. Unrecognized deferred tax assets are reassessed at each reporting date and recognised to the extent that it has become probable that future taxable profits will be available against which they can be used. Deferred tax is measured at the tax rates that are expected to be applied to the period when the asset is realized or the liability is settled, based on the laws that have been enacted or substantively enacted by the reporting date. The measurement of deferred tax reflects the tax consequences that would follow from the manner in which the Company expects, at the reporting date, to recover or settle the carrying amount of its assets and liabilities.

Deferred tax assets and liabilities are offset only if there is a legally enforceable right to set off the recognised amounts, and it is intended to realize the asset and settle the liability on a net basis or simultaneously.



(o) Ind AS 116 – Leases

At inception of a contract, the Company assesses whether a contract is, or contains, a lease. A contract is, or contains, a lease if the contract conveys the right to control the use of an identified asset for a period of time in exchange for consideration. To assess whether a contract conveys the right to control the use of an identified asset, the Company assesses whether:

- the contract involves the use of an identified asset – this may be specified explicitly or implicitly and should be physically distinct or represent substantially all of the capacity of a physically distinct asset. If the supplier has a substantive substitution right, then the asset is not identified;
- the Company has the right to obtain substantially all of the economic benefits from use of the asset through the period of use; and
- the Company has the right to direct the use of the asset. The Company has this right when it has the decision-making rights that are most relevant to changing how and for what purpose the asset is used. In rare cases, where the decision about how and for what purpose the asset is used is predetermined, the Company has the right to direct the use of the asset if either:
 - the Company has the right to operate the asset; or
 - the Company designed the asset in a way that predetermines how and for what purpose it will be used

An entity shall reassess whether a contract is, or contains, a lease only if the terms and conditions of the contract are changed.

At inception or on reassessment of a contract that contains a lease component, the Company allocates the consideration in the contract to each lease component on the basis of their relative stand-alone prices.

(i) As a lessee

The Company accounts for assets taken under lease arrangement in the following manner:

The Company recognises a right-of-use asset and a lease liability at the lease commencement date. The right of use asset is initially measured at cost, which comprises the initial amount of the lease liability adjusted for any lease payments made at or before the commencement date, plus any initial direct costs incurred and an estimate of costs to dismantle and remove the underlying asset or to restore the underlying asset or the site on which it is located, less any lease incentive received.

The right of use asset, except leasehold land obtained on perpetual lease, is subsequently depreciated using the straight-line method from the commencement date to the end of the lease term. The estimated useful lives of right-of-use assets are determined on the same basis as those of property and equipment. In addition, the right-of-use asset is periodically reduced by impairment losses, if any, and adjusted for certain remeasurements of the lease liability.

The lease liability is initially measured at the present value of the lease payments that are not paid at the commencement date, discounted using the Company's incremental borrowing rate.

The Company determines its incremental borrowing rate by obtaining interest rates from various external financing sources and makes certain adjustments to reflect the terms of the lease and type of the asset leased.

Lease payments included in the measurement of the lease liability comprise the fixed payments, including in-substance fixed payments.

The lease liability is measured at amortised cost using the effective interest method. It is remeasured when there is a change in future lease payments arising from a change in an index or rate, if there is a change in Company's estimate of the amount expected to be payable under a residual value guarantee, or if the Company changes its assessment of whether it will exercise a purchase, extension or termination option.

When the lease liability is remeasured in this way, a corresponding adjustment is made to the carrying amount of the right-of-use asset or is recorded in profit or loss if the carrying amount of the right-of-use asset has been reduced to zero.



Short-term leases and leases of low-value assets

The Company has elected not to recognised right-of use assets and lease liabilities for short term leases that have a lease term of 12 months or less and leases of low value assets. The Company recognises the lease payments associated with these leases as an expense on a straight- line basis over the lease term.

(ii) As a lessor

The Company accounts for assets given under lease arrangement in the following manner:

Leases in which a significant portion of the risks and rewards of ownership are not transferred to the Company as lessee are classified as operating leases. Assets subject to operating leases are included in property, plant and equipment. Rental income on operating lease is recognized in the Statement of Profit and Loss on a straight-line basis over the lease term.

Costs, including depreciation, are recognized as an expense in the Statement of Profit and Loss. Initial direct costs incurred in negotiating and arranging an operating lease are added to the carrying amount of the leased assets and recognised on a straight-line basis over the lease term.

To classify each lease, the Company makes an overall assessment of whether the lease transfers substantially all of the risks and rewards incidental to ownership of the underlying asset. If this is the case, then the lease is a finance lease; if not, then it is an operating lease. As part of this assessment, the Company considers certain indicators such as whether the lease is for the major part of the economic life of the asset.

The Company recognises lease payments received under operating leases as income on a straight-line basis over the lease term.

(p) Foreign currency translation*Transactions and balances*

Foreign currency transactions are translated into the functional currency using the exchange rates at the dates of the transactions. Foreign exchange gains and losses resulting from the settlement of such transactions and from the translation of monetary assets and liabilities denominated in foreign currencies at balance sheet date exchange rates are generally recognised in Statement of Profit and Loss.

Non-monetary items that are measured at fair value in a foreign currency are translated using the exchange rates at the date when the fair value was determined. Translation differences on assets and liabilities carried at fair value are reported as part of the fair value gain or loss. For example, translation differences on non-monetary assets such as equity investments classified as FVOCI are recognised in other comprehensive income (OCI).

(q) Statement of cash flows

Cash flows are reported using the indirect method, whereby net profit before tax is adjusted for the effects of transactions of a non-cash nature and any deferrals or accruals of past or future cash receipts or payments. The cash flows from operating, investing and financing activities of the Company are segregated. The Company considers all highly liquid investments that are readily convertible to known amounts of cash to be cash equivalents.

(r) Operating segment

An operating segment is a component of the Company that engages in business activities from which it may earn revenues and incur expenses, including revenues and expenses that relate to transactions with any of the Company's other components, and for which discrete financial information is available. Operating segments are reported in a manner consistent with the internal reporting provided to the Chief Operating Decision Maker ("CODM"). Revenues, expenses, assets and liabilities, which are common to the enterprise as a whole and are not allocable to segments on a reasonable basis, have been treated as "unallocated revenues/ expenses/ assets/ liabilities", as the case may be.

The Company is primarily engaged in the business of healthcare services which is the only reportable segment



(s) Earnings per share

(i) Basic earnings per share

Basic earnings per share is calculated by dividing:

- the profit attributable to owners of the Company
- by the weighted average number of equity shares outstanding during the financial year, adjusted for bonus elements in equity shares issued during the year.

(ii) Diluted earnings per share

Diluted earnings per share adjusts the figures used in the determination of basic earnings per share to take into account:

- the after-income tax effect of interest and other financing costs associated with dilutive potential equity shares, and
- the weighted average number of additional equity shares that would have been outstanding assuming the conversion of all dilutive potential equity shares.

(t) Government grants

The Company recognises government grant that compensate the Company for expenses in profit or loss on a systematic basis in the periods in which the expenses are recognised, unless the conditions for receiving the grant are met after the related expenses have been recognised. The grant is recognised when it becomes receivable and adjusted against relevant expenses in the statement of profit and loss.

3. (a) Critical estimates and judgments

The preparation of financial statements requires management to make judgments, estimates and assumptions that affect the application of accounting policies and the reported amounts of assets, liabilities, income and expenses. Actual results may differ from these estimates.

Estimates and underlying assumptions are reviewed on an ongoing basis. Revisions to accounting estimates are recognized in the period in which the estimates are revised and in any future periods affected.

Judgments


Information about judgements made in applying accounting policies that have the most significant effects on the amounts recognised in the financial statements is included in the following notes:

- a) Leasing arrangement (classification) – Note 32
- b) **Property, plant and equipment / investment property- accounting for Hospital and Medical Service Agreements (“HMSA”)**

Clinical establishment is defined as a fully centrally air-conditioned institution established and specifically customised and duly fitted with all fixtures, fittings, medical equipment and infrastructure required for running and operating a hospital, offering:

- i) doctors and services for diagnosis and treatment for illness, disease, injury, deformity and/or abnormality;
- ii) diagnosis of diseases through radiological and other diagnostic or investigative services with the aid of laboratory or other medical equipment; and
- iii) beds for in-patient treatment.

The Company has entered into Hospital and Medical Services Agreements (“HMSA”) with Fortis Hospitals Limited and Fortis Healthcare Limited for Gurugram and Shalimar Bagh units respectively, wherein the Company is required to provide and maintain the Company’s clinical establishment along with other services like out-patient diagnostic and radio diagnostic. The Company needs to exercise judgement to analyse whether the arrangement involves providing the right to use the Company’s clinical establishment and whether the OPD and radio diagnostic services in the arrangement are significant to the overall arrangement.



The Company has analysed the substance of the contract and have determined that fulfilment of service arrangement is based on the use of specified assets and conveys right to use the Company's clinical establishments. However, substantial risk and rewards of the Company's clinical establishments are retained by the Company even though rights to use are given to hospital operating companies. The Company has assessed that the out-patient diagnostic and radio diagnostic services in the arrangement are significant to the entire arrangement. Consequently, the Company's clinical establishments have been classified as part of property, plant and equipment.

Assumptions and estimation uncertainties

Information about assumptions and estimation uncertainties that have a significant risk of resulting in a material adjustment is included in the following notes:

- Leasing arrangement (accounting) – Note 32
- Financial instruments - Note 37
- Fair value measurement – Note 38
- Assessment of useful life and residual value of property, plant and equipment – Note 2(d)(ii)
- Recognition and estimation of tax expense including deferred tax– Note 16 and 29
- Recognition and measurement of contingency: Key assumption about the likelihood and magnitude of an outflow of resources- Note 35
- Estimation of obligations relating to employee benefits (including actuarial assumptions) – Note 36

4. (a) Changes in material accounting policies*Material accounting policy information*

The Company adopted Disclosure of Accounting Policies (Amendments to Ind AS 1) from 1 April 2023. Although the amendments did not result in any changes in the accounting policies themselves, they impacted the accounting policy information disclosed in the financial statements.

The amendments require the disclosure of 'material' rather than 'significant' accounting policies. The amendments also provide guidance on the application of materiality to disclosure of accounting policies, assisting entities to provide useful, entity-specific accounting policy information that users need to understand other information in the financial statements.

(b) Recent pronouncements

Ministry of Corporate Affairs ("MCA") notifies new standards or amendments to the existing standards under Companies (Indian Accounting Standards) Rules as issued from time to time. For the year ended March 31, 2024, MCA has not notified any new standards or amendments to the existing standards applicable to the Company.



FORTIS HOSPOTEL LIMITED
NOTES TO THE FINANCIAL STATEMENTS FOR THE YEAR ENDED MARCH 31, 2024

5a Property, plant and equipment (₹ in lacs)

Particulars	Freehold land (Refer note a below)	Buildings (Refer note a below)	Plant and machinery	Medical equipment	Furniture and fittings	Computers	Office equipment	Vehicles	Total
Gross carrying value									
As at April 01, 2022	19,615.44	34,478.02	4,802.96	7,372.01	1,086.27	86.92	199.04	-	67,640.66
Additions	-	552.69	247.36	803.95	29.45	8.84	12.64	77.06	1,731.99
Disposals	-	(2.99)	(7.54)	(286.32)	(13.01)	-	-	-	(309.86)
As at March 31, 2023	19,615.44	35,027.72	5,042.78	7,889.64	1,102.71	95.76	211.68	77.06	69,862.79
Additions	-	598.35	294.97	3,284.21	18.00	31.24	5.12	152.19	4,384.04
Disposals	-	(8.72)	(441.91)	(129.43)	(30.78)	(0.20)	(0.66)	(13.04)	(624.74)
As at March 31, 2024	19,615.44	35,617.35	4,895.84	11,044.42	1,089.93	126.80	216.14	216.21	72,822.13
Accumulated Depreciation									
As at April 01, 2022	-	10,005.85	4,141.57	4,291.82	992.36	78.71	195.42	-	19,695.73
Charge for the year	-	1,456.24	179.78	281.63	83.21	5.34	1.99	6.44	2,014.63
Disposals	-	(2.30)	(7.54)	(286.32)	(12.72)	-	-	-	(308.88)
As at March 31, 2023	-	11,459.79	4,313.81	4,287.13	1,052.85	84.05	197.41	6.44	21,401.48
Charge for the year	-	1,431.94	97.46	535.85	8.28	18.11	4.03	43.10	2,138.77
Disposals	-	(4.33)	(441.91)	(129.43)	(30.55)	(0.20)	(0.66)	(3.72)	(610.80)
As at March 31, 2024	-	12,887.40	3,969.36	4,693.55	1,030.58	101.96	200.78	45.82	22,929.45
Carrying amount									
As at March 31, 2023	19,615.44	23,567.93	728.97	3,602.51	49.86	11.71	14.27	70.62	47,661.31
As at March 31, 2024	19,615.44	22,729.95	926.48	6,350.87	59.35	24.84	15.36	170.39	49,892.68

Notes:

- (a) The Company has pledged its land and building situated at Gurugram to secure the loan taken by the Company, Fortis Healthcare Limited, Fortis Hospitals Limited, Escorts Heart Institute and Research Centre Limited and International Hospital Limited from the bank.
- (b) The Company has not revalued its property, plant and equipment during the current and previous year.
- (c) The Company does not have any benami property or there are no proceeding that has been initiated or are pending against the Company for holding any benami property.
- (d) Refer note 32 for details of title deeds of immovable property not held in the name of the Company

5b Capital work-in-progress (₹ in lacs)

Particulars	As at March 31, 2024	As at March 31, 2023
Capital work-in progress	13,778.44	2,199.81

(₹ in lacs)

Particulars	As at 31 March 2024	As at 31-Mar-23
Opening Balance	2,199.81	362.17
Additions*	15,962.71	3,569.63
Transfer to property, plant and equipment	(4,384.08)	(1,731.99)
Closing balance	13,778.44	2,199.81

* The Company accounts for all capitalization of property, plant and equipment through capital work in progress and therefore the movement in capital work in progress is the difference between closing and opening balance of capital work in progress as adjusted for additions to property, plant and equipment.

(a) Aging Schedule for Capital-work-in progress is as follows:

CWIP	Amount in CWIP for the year March 31, 2024				
	Less than 1 year	1-2 years	2-3 years	More than 3 years	Total
Projects in progress	13,568.15	166.27	44.02	-	13,778.44
Projects temporarily suspended	-	-	-	-	-
Total	13,568.15	166.27	44.02	-	13,778.44

CWIP	Amount in CWIP for the year March 31, 2023				
	Less than 1 year	1-2 years	2-3 years	More than 3 years	Total
Projects in progress	2,167.68	32.13	-	-	2,199.81
Projects temporarily suspended	-	-	-	-	-
Total	2,167.68	32.13	-	-	2,199.81

(b) There is no amount in Capital-work-in progress completion schedule, whose completion is overdue or has exceeded its cost compared to its original plan.



Particulars	As at March 31, 2024 (₹ in lacs)	As at March 31, 2023 (₹ in lacs)
6 Investments		
Non-Current		
Unquoted		
Investment in debt instruments - at amortised cost		
(a) Fortis Hospitals Limited (refer note 42 (i)) 9.3 % p.a Non convertible debentures (NCDs) 4,862,413 (4,862,413 as at March 31, 2023) of ₹ 1,000 each fully paid up	48,624.13	48,624.13
(b) International Hospital Limited (refer note 42 (i)) 9.3 % p.a Non convertible debentures (NCDs) 4,671,677 (4,671,677 as at March 31, 2023) of ₹ 1,000 each fully paid up	46,716.77	46,716.77
Aggregate carrying value of unquoted non-current investments	<u>95,340.90</u>	<u>95,340.90</u>
Aggregate gross value of unquoted investments	<u>95,340.90</u>	<u>95,340.90</u>
Aggregate amount of impairment in value of investments	<u>-</u>	<u>-</u>
7 Other financial assets (unsecured)		
Non-current		
Considered good		
(a) Security deposits	193.97	202.21
(b) Interest accrued but not due on investments (refer note 31)	54,423.75	45,545.57
(c) Derivative assets	123.63	174.47
	<u>54,741.35</u>	<u>45,922.25</u>
Current		
Considered good		
(a) Security deposits	29.96	21.88
(b) Others	7.59	9.53
(c) Government grant receivable	6.11	-
	<u>43.66</u>	<u>31.41</u>
8 Tax assets and liabilities		
Non-current tax assets		
Advance income tax (net of provision for income tax*)	4,910.09	3,607.06
	<u>4,910.09</u>	<u>3,607.06</u>
*Provision for income tax	45,519.06	37,802.24
9 Other assets (unsecured)		
Non-current		
Considered good		
(a) Technology renewal fund	209.50	190.50
(b) Premium on option contracts	15.02	43.68
(c) Capital advances	422.49	785.40
	<u>647.01</u>	<u>1,019.58</u>
Current		
Considered good		
(a) Advance to vendors	1.21	7.08
(b) Prepaid expenses	175.55	57.65
(c) Premium on option contracts	28.66	57.82
(d) Others	2.96	2.96
	<u>208.38</u>	<u>125.51</u>
10 Inventories		
Valued at lower of cost and net realisable value		
Medical, consumable and drugs	210.50	205.20
	<u>210.50</u>	<u>205.20</u>



Particulars	As at March 31, 2024 (₹ in lacs)	As at March 31, 2023 (₹ in lacs)
11 Trade receivables		
Non-Current		
Unsecured, unless otherwise stated		
Considered good		
From Related Parties	31,180.92	26,281.25
(b) Credit impaired		
From Related Parties	-	-
Less: Loss allowance	(2,613.88)	(2,203.15)
	28,567.04	24,078.10
Current		
Unsecured, unless otherwise stated		
(a) Considered good		
From Others	178.40	166.50
From Related Parties	32,434.48	28,357.11
(b) Credit impaired		
From Others	53.08	63.83
From Related Parties	-	-
Less: Loss allowance	(53.08)	(63.83)
	32,612.87	28,523.61

In accordance with Ind AS 109, the Company applies Expected Credit Loss (ECL) model for measurement and recognition of impairment loss towards expected risk of delays and default in collection.

As per terms of Hospital and Medical Services Agreements ('HMSA'), the average credit period allowed is 05-11 days. For the outlet vendors with whom rental arrangements have been entered into by the Company, average credit period is upto 30 days. Trade receivables are unsecured and are derived from revenue earned from providing clinical establishment and other ancillary services.

The Company uses its judgements in making certain assumptions and selecting inputs to determine impairment of these trade receivables, based on the Company's historical experience towards potential billing adjustments, delays and defaults at the end of each reporting period.

The provision matrix used to compute the expected credit loss allowance for trade receivables (other than due from related parties receivables) are as follows:

Ageing bucket	Expected credit allowance%	
	31 March 2024	31 March 2023
0 - 6 months	-	-
More than 6 months	100%	100%

The hospital operating companies (related parties) have confirmed that they have the ability and intention to settle the outstanding dues payable to the Company in due course. Hence, the Company believes that no adjustment is required to be carried out in its financial statements as at and for the year ended March 31, 2024 with respect to such outstanding receivables, other than those already made.

The movement in expected credit loss during the year is as follows:

Particulars	(Amount in ₹ lacs)	
	For the year ended March 31, 2024	For the year ended March 31, 2023
Balance at the beginning of the year	2,266.98	59.52
Add: Creation of the allowance for expected credit loss (Refer note 28)	409.71	2,214.34
Less: Utilisation of the allowance for expected credit loss	(9.73)	(6.88)
Balance at the end of the year	2,666.96	2,266.98

Ageing of Trade Receivable

Particulars	March 31, 2024 - Outstanding for the period from the due date of payment						Total
	Not due	Less than 6 months	6 months - 1 year	1-2 years	2-3 years	More than 3 years	
(i) Undisputed Trade receivables – considered good	-	15,698.77	15,482.15	-	-	-	31,180.92
(ii) Undisputed Trade Receivables – which have significant increase in credit risk	-	-	-	-	-	-	-
(iii) Undisputed Trade Receivables – credit impaired	-	-	-	-	-	-	-
(iv) Disputed Trade Receivables – considered good	-	-	-	-	-	-	-
(v) Disputed Trade Receivables – which have significant increase in credit risk	-	-	-	-	-	-	-
(vi) Disputed Trade Receivables – credit impaired	-	-	-	-	-	-	-
Trade Receivable (A)	-	15,698.77	15,482.15	-	-	-	31,180.92
Less: Loss allowance for doubtful trade receivables (B)	-	-	-	-	-	-	(2,613.88)
Net Trade receivables (A-B)	-	-	-	-	-	-	28,567.04



Particulars	As at March 31, 2024 (₹ in lacs)						As at March 31, 2023 (₹ in lacs)
	Current						
Particulars	March 31, 2024 - Outstanding for the period from the due date of payment						
	Not due	Less than 6 months	6 months -1 year	1-2 years	2-3 years	More than 3 years	Total
(i) Undisputed Trade receivables – considered good	27.96	74.97	10.48	24,392.88	7,439.67	666.91	32,612.87
(ii) Undisputed Trade Receivables – which have significant increase in credit risk	-	-	-	-	-	-	-
(iii) Undisputed Trade Receivables – credit impaired	-	-	53.08	-	-	-	53.08
(iv) Disputed Trade Receivables–considered good	-	-	-	-	-	-	-
(v) Disputed Trade Receivables – which have significant increase in credit risk	-	-	-	-	-	-	-
(vi) Disputed Trade Receivables – credit impaired	-	-	-	-	-	-	-
Trade Receivable (A)	27.96	74.97	63.56	24,392.88	7,439.67	666.91	32,665.95
Less: Loss allowance for doubtful trade receivables (B)							(53.08)
Net Trade receivables (A-B)							32,612.87

Particulars	March 31, 2023 - Outstanding for the period from the due date of payment						
	Not due	Less than 6 months	6 months -1 year	1-2 years	2-3 years	More than 3 years	Total
(i) Undisputed Trade receivables – considered good	-	13,822.03	12,459.22	-	-	-	26,281.25
(ii) Undisputed Trade Receivables – which have significant increase in credit risk	-	-	-	-	-	-	-
(iii) Undisputed Trade Receivables – credit impaired	-	-	-	-	-	-	-
(iv) Disputed Trade Receivables–considered good	-	-	-	-	-	-	-
(v) Disputed Trade Receivables – which have significant increase in credit risk	-	-	-	-	-	-	-
(vi) Disputed Trade Receivables – credit impaired	-	-	-	-	-	-	-
Trade Receivable (A)	-	13,822.03	12,459.22	-	-	-	26,281.25
Less: Loss allowance for doubtful trade receivables (B)							(2,203.15)
Net Trade receivables (A-B)							24,078.10

Particulars	March 31, 2023 - Outstanding for the period from the due date of payment						
	Not due	Less than 6 months	6 months -1 year	1-2 years	2-3 years	More than 3 years	Total
(i) Undisputed Trade receivables – considered good	-	200.23	2,333.53	22,475.80	3,511.69	2.37	28,523.61
(ii) Undisputed Trade Receivables – which have significant increase in credit risk	-	-	-	-	-	-	-
(iii) Undisputed Trade Receivables – credit impaired	-	-	3.31	3.57	29.82	27.13	63.83
(iv) Disputed Trade Receivables–considered good	-	-	-	-	-	-	-
(v) Disputed Trade Receivables – which have significant increase in credit risk	-	-	-	-	-	-	-
(vi) Disputed Trade Receivables – credit impaired	-	-	-	-	-	-	-
Trade Receivable (A)	-	200.23	2,336.84	22,479.37	3,541.51	29.50	28,587.44
Less: Loss allowance for doubtful trade receivables (B)							(63.83)
Net Trade receivables (A-B)							28,523.61

Note: Current assets are pledged against loans taken by the Company [Refer note 33(i)]

12 Cash and cash equivalents

For the purposes of the statement of cash flow, cash and cash equivalents include cash on hand and in banks. Cash and cash equivalents at the end of the financial year as shown in the statement of cash flows can be reconciled to the related items in the Ind AS balance sheet as follows:

(a) Cash on hand	5.32	2.48
(b) Balances with banks		
(i) in current accounts	6.05	7.45
Cash and cash equivalents as per balance sheet	11.37	9.93
(c) Bank overdrafts	(33.07)	(28.80)
Cash and cash equivalents as per balance sheet and statement of cash flows	(21.70)	(18.87)



FORTIS HOSPOTEL LIMITED
NOTES TO THE FINANCIAL STATEMENTS FOR THE YEAR ENDED MARCH 31, 2024

Particulars	As at	As at
	March 31, 2024 (₹ in lacs)	March 31, 2023 (₹ in lacs)
13 Equity share capital		
Authorised share capital:		
561,200,000 (561,200,000 as at March 31, 2023) equity shares of ₹10 each	56,120.00	56,120.00
Total authorised share capital	56,120.00	56,120.00
Issued, subscribed and fully paid up shares		
561,170,160 (561,170,160 as at March 31, 2023) equity shares of ₹10 each	56,117.02	56,117.02
Total issued, subscribed and fully paid up share capital	56,117.02	56,117.02

Notes:

(a) Reconciliation of the shares outstanding at the beginning and end of the reporting period

Particulars	As at March 31, 2024		As at March 31, 2023	
	Number	(₹ in lacs)	Number	(₹ in lacs)
At the beginning of the year	561,170,160	56,117.02	561,170,160	56,117.02
Outstanding at the end of the year	561,170,160	56,117.02	561,170,160	56,117.02

(b) Terms/rights attached to equity shares

The Company has only one class of equity shares having par value of ₹ 10 per share. Each holder of equity shares is entitled to one vote per share. Where dividend is proposed by the Board of Directors, it is subject to the approval of the shareholders in the ensuing Annual General Meeting. The Board of Directors of the Company, in its meeting held on May 20, 2024, proposed a final dividend of ₹ 1.5 per share in respect of year ended March 31, 2024 (previous year nil) subject to approval of the shareholders at the Annual General Meeting (refer note 47). In the event of liquidation of the Company, the holders of equity shares will be entitled to receive remaining assets of the Company after distribution of all preferential amount. The distribution will be in proportion to the number of equity shares held by the shareholders.

(c) Shares held by the holding company/ ultimate holding company and/ or subsidiaries

Name of shareholder	As at March 31, 2024		As at March 31, 2023	
	No. of Shares held	(₹ in lacs)	No. of Shares held	(₹ in lacs)
Fortis Healthcare Limited (Holding Company)*	417,222,782	41,722.28	417,222,782	41,722.28
Fortis Health Management Limited (Fellow Subsidiary)	143,947,378	14,394.74	143,947,378	14,394.74

(d) Details of shareholders holding more than 5% shares in the Company

Name of shareholder	As at March 31, 2024		As at March 31, 2023	
	No. of shares held	% of Holding	No. of shares held	% of Holding
Fortis Healthcare Limited (Holding Company)*	417,222,782	74.35%	417,222,782	74.35%
Fortis Health Management Limited (Fellow Subsidiary)	143,947,378	25.65%	143,947,378	25.65%

*including 6 equity shares held by its nominees

(e) Aggregate number of equity shares issued for consideration other than cash during the period of five years immediately preceding the reporting date:

For the period of five years immediately preceding the date of the balance sheet, there were no share allotment made for consideration other than cash and also no bonus shares were issued. Further, there has been no buyback of shares during the period of five years preceding the date of balance sheet.

(f) Details of shares held by the promoters

As at 31 March 2024

Promoter Name	No. of shares at the beginning of the year	Change during the year	No. of shares at the end of the year	% of Total Shares	% change during the year
Fortis Healthcare Limited (Holding Company)*	417,222,782	-	417,222,782	74.35%	-
Fortis Health Management Limited (Fellow Subsidiary)	143,947,378	-	143,947,378	25.65%	-
Total	561,170,160	-	561,170,160	100.00%	-

As at 31 March 2023

Promoter Name	No. of shares at the beginning of the year	Change during the year	No. of shares at the end of the year	% of Total Shares	% change during the year
Fortis Healthcare Limited (Holding Company)*	417,222,782	-	417,222,782	74.35%	-
Fortis Health Management Limited (Fellow Subsidiary)	143,947,378	-	143,947,378	25.65%	-
Total	561,170,160	-	561,170,160	100.00%	-

*including 6 equity shares held by its nominees



14 **Changes in liabilities arising from financing activities** (₹ in lacs)

	Lease liabilities	Non current borrowings	Current borrowings	Interest accrued
As at April 01, 2022	1,543.00	2,318.50	275.81	7.60
Proceeds from borrowings	-	1,180.94	-	-
Finance costs	132.48	-	-	259.61
Finance costs paid	(132.48)	-	-	(263.67)
Repayment	(164.23)	(1,642.57)	(275.81)	-
Reclassification of non current borrowing to current borrowing**	-	(93.40)	93.40	-
Movement of bank overdraft*	-	-	28.80	-
As at March 31, 2023	1,378.77	1,763.47	122.20	3.54
As at April 01, 2023	1,378.77	1,763.47	122.20	3.54
Proceeds from borrowings	-	1,698.00	-	-
Finance costs	115.98	-	-	324.92
Finance costs paid	(115.98)	-	-	(326.08)
Repayment	(199.15)	(167.82)	(93.40)	-
Reclassification of non current borrowing to current borrowing**	-	(659.20)	659.20	-
Movement of bank overdraft*	-	-	4.27	-
As at March 31, 2024	1,179.62	2,634.45	692.27	2.38

* Bank overdraft has been reclassified from current borrowing to cash and cash equivalent for preparation of statement of cash flow. Hence, the movement of bank overdraft is not considered in statement of cash flow.

** Reclassification of non current borrowing to current borrowing is not considered in statement of cash flow.



Particulars	As at	As at
	March 31, 2024 (₹ in lacs)	March 31, 2023 (₹ in lacs)
15 Non-current borrowings		
Carried at amortised cost		
(a) Term loans from banks [refer note 33(i)]*	3,138.62	1,759.14
(b) Vehicle loans [refer note 33(i)]*	155.03	97.73
Less: Current maturities clubbed under "Current borrowings"	(659.20)	(93.40)
	2,634.45	1,763.47
Current borrowings		
Carried at amortised cost		
(a) Current maturities of non-current borrowings	659.20	93.40
(b) Bank overdrafts	33.07	28.80
	692.27	122.20
*Term loans from banks have been utilized for the purpose for which they were raised.		
16 Deferred tax liabilities (net)		
(a) Deferred tax assets	2,422.78	2,580.06
(b) Deferred tax liabilities	(2,736.50)	(2,639.14)
	313.72	59.08

The following is the analysis of movement in deferred tax assets / (liabilities) presented in financial statements:

2023-2024	(₹ in lacs)			
	As at April 01, 2023	(Credit)/charge to profit and loss	Credit to other comprehensive income	As at March 31, 2024
Deferred tax asset				
(a) Allowance for expected credit loss	570.60	(103.17)	-	673.77
(b) Defined benefit obligation	67.86	(13.87)	(2.23)	83.96
(c) Non convertible debentures	1,594.59	238.21	-	1,356.38
(d) Lease liabilities	347.01	50.10	-	296.91
(e) MSME principal overdue	-	(11.76)	-	11.76
	2,580.06	159.51	(2.23)	2,422.78
Deferred tax liabilities				
(a) Property, plant and equipment	(2,338.92)	143.51	-	(2,482.43)
(b) Right-of-use asset	(300.22)	(46.15)	-	(254.07)
	(2,639.14)	97.34	-	(2,736.50)
Deferred tax liabilities (net)	(59.08)	256.85	(2.23)	(313.72)
2022-23	(₹ in lacs)			
	As at April 01, 2022	(Credit)/charge to profit and loss	Credit to other comprehensive income	As at March 31, 2023
Deferred tax asset				
(a) Allowance for expected credit loss	14.98	(555.62)	-	570.60
(b) Defined benefit obligation	41.51	(20.61)	(5.74)	67.86
(d) Non convertible debentures	1,686.22	91.63	-	1,594.59
(e) Lease liabilities	388.34	41.33	-	347.01
	2,131.05	(443.27)	(5.74)	2,580.06
Deferred tax liabilities				
(a) Property, plant and equipment	(2,257.36)	81.56	-	(2,338.92)
(b) Right-of-use asset	(356.72)	(56.50)	-	(300.22)
	(2,614.08)	25.06	-	(2,639.14)
Deferred tax liabilities (net)	(483.03)	(418.21)	(5.74)	(59.08)



Particulars	As at	As at
	March 31, 2024 (₹ in lacs)	March 31, 2023 (₹ in lacs)
17 Provisions		
Non-current		
Provision for employee benefits		
(a) Gratuity (Refer note 36)	223.98	175.99
(b) Compensated absences	93.85	67.75
	317.83	243.74
Current		
Provision for employee benefits		
(a) Gratuity (Refer note 36)	8.01	17.94
(b) Compensated absences	8.37	7.94
Others		
(a) Provision for contingencies*	100.00	100.00
	116.38	125.88

Provision for contingencies:

Particulars	As at	As at
	March 31, 2024 (₹ in lacs)	March 31, 2023 (₹ in lacs)
Opening balance	100.00	100.00
Less: utilised during the year	-	-
Closing balance	100.00	100.00

*Provision for contingencies- Provision is made against the claim made by a vendor in respect of capital work done at Gurugram unit. Management estimates that these claims are expected to be settled in due course.

18 Trade payables

(a) Total outstanding dues of micro enterprises and small enterprises (Refer note 41)	156.08	126.00
(b) Total outstanding dues of creditors other than micro enterprises and small enterprises (MSME)	1,133.22	1,065.90
	1,289.30	1,191.90

Particulars	March 31, 2024 - Outstanding for the period from due date of payment						
	Unbilled	Not due	Less than 1 year	1-2 years	2-3 years	More than 3 years	Total
(i) MSME	-	130.68	25.36	0.04	-	-	156.08
(ii) Others	531.03	263.02	274.15	9.07	1.11	54.84	1,133.22
(iii) Disputed dues - MSME	-	-	-	-	-	-	-
(iv) Disputed dues - Others	-	-	-	-	-	-	-
	531.03	393.70	299.51	9.11	1.11	54.84	1,289.30

Particulars	March 31, 2023 - Outstanding for the period from due date of payment						
	Unbilled	Not due	Less than 1 year	1-2 years	2-3 years	More than 3 years	Total
(i) MSME	-	21.68	104.32	-	-	-	126.00
(ii) Others	521.22	244.22	228.98	11.13	35.28	25.07	1,065.90
(iii) Disputed dues - MSME	-	-	-	-	-	-	-
(iv) Disputed dues - Others	-	-	-	-	-	-	-
	521.22	265.90	333.30	11.13	35.28	25.07	1,191.90

19 Other financial liabilities

Unsecured

(a) Interest accrued but not due on borrowings	2.38	3.54
(b) Security deposits received	77.29	65.19
(c) Capital creditors*	6,227.21	2,585.40
(d) Employee payables	211.41	153.40
(e) Book Overdrafts	-	7.95
(f) Derivative liability	-	4.93
	6,518.29	2,820.41

*this also includes amount payable to micro and small enterprises amounting to ₹ 320.39 lacs (as at March 31, 2023: 31.07 lacs)

20 Other liabilities

Current

(a) Statutory dues payable	137.75	124.05
(b) Advance from customers	3.05	1.23
	140.80	125.28

21 Current tax liabilities

Current tax liabilities	3,613.98	-
	3,613.98	-



Particulars	For the year ended March 31, 2024 (₹ in lacs)	For the year ended March 31, 2023 (₹ in lacs)
22 Revenue from operations		
I Revenue from contracts with customers		
(a) Sale of services		
Income from hospital and medical services (refer note 31)	33,384.40	31,686.89
	33,384.40	31,686.89
(b) Sale of products - Trading		
Pharmacy	2,066.94	825.71
Less: Trade discounts	(16.07)	(7.18)
	2,050.87	818.54
Total revenue from contracts with customers	35,435.27	32,505.43
II Other operating income		
Rental income from others	450.52	516.21
Rental income from related parties (refer note 31)	133.54	110.08
	584.06	626.29
Total revenue from operations (I+II)	36,019.33	33,131.72
Disaggregation of revenue from contracts with customers:		
Timing of revenue recognition		
Goods transferred at a point in time	2,050.87	818.53
Services transferred over time	33,384.40	31,686.89
	35,435.27	32,505.42
Contract balances		
Contract liabilities (advances from customers)	3.05	1.23
23 Other income		
(a) Interest income from		
(i) Non convertible debentures (refer note 31)	9,813.12	9,230.76
(ii) Bank deposits	-	4.46
(b) Other non-operating income		
(i) Liabilities no longer required written back	49.25	58.31
(ii) Profit on sale of property, plant and equipment	7.77	9.95
(iii) Scrap sale	1.02	0.28
(iv) Net gain arising on financial assets designated at FVTPL	38.31	204.11
Total other income	9,909.47	9,507.87
24 Changes in inventories of medical consumables and drugs		
(a) Inventory at the beginning of the year	205.20	31.82
(b) Inventory at the end of the year	210.50	205.20
Changes in inventories [(a)-(b)]	(5.30)	(173.38)



Particulars	For the year ended March 31, 2024 (₹ in lacs)	For the year ended March 31, 2023 (₹ in lacs)
25 Employee benefits expense		
(a) Salaries, wages and bonus	3,385.71	2,508.63
(b) Gratuity expenses (Refer note 36)	49.30	28.42
(c) Compensated absences	33.99	32.29
(d) Contribution to provident and other funds (Refer note 36)	110.31	89.13
(e) Staff welfare expenses	48.94	32.94
	3,628.25	2,691.41
26 Finance costs		
(a) Interest expense		
(i) on term loan	249.25	194.90
(ii) on lease liabilities	115.98	132.48
(iii) on defined benefit plan and other long term employee benefit	17.85	11.58
(iv) on advance tax not deposited	173.77	-
(b) Other borrowing costs	57.82	53.13
	614.67	392.09
27 Depreciation expense		
(a) Depreciation of property, plant and equipment (Refer note 5a)	2,138.77	2,014.63
(b) Amortization of right-of-use assets (Refer note 32)	216.15	253.25
	2,354.92	2,267.88
28 Other expenses		
(a) Contractual manpower	564.26	515.38
(b) Power and fuel	79.27	52.38
(c) Housekeeping expenses including consumables	1,145.93	1,189.03
(d) Professional and consultation fees to doctors	2,531.03	2,116.94
(e) Repairs and maintenance		
- Plant and equipment	543.39	481.89
- Others	24.86	14.35
(f) Legal and professional fee (refer note below)	345.57	345.10
(g) Travel and conveyance	177.34	87.46
(h) Rates and taxes	200.35	152.96
(i) Printing and stationery	20.90	16.60
(j) Rent	117.41	39.04
(k) Insurance	58.38	73.16
(l) Directors sitting fee	0.83	0.47
(m) Allowance for doubtful receivables (Refer note 11)	409.71	2,214.34
(n) Advance income tax (TDS) written off	0.61	98.76
(o) Corporate social responsibility expenses (refer note 43)	490.59	469.91
(p) Foreign exchange fluctuation loss (net)	39.33	1.26
(q) Amortisation of premium on option contracts	32.73	56.48
(r) Miscellaneous expenses	27.39	10.13
	6,809.88	7,935.64
Note: Payment to auditors (including indirect tax)		
- For statutory audit	50.02	50.02
- For tax audit	1.40	1.40
- Out of pocket expenses	5.14	5.56
	56.56	56.98



Particulars	For the year ended March 31, 2024 (₹ in lacs)	For the year ended March 31, 2023 (₹ in lacs)
29 Income tax		
Recognised in statement of profit and loss		
Current tax		
Current income tax charge for the year	7,716.82	7,729.36
	<u>7,716.82</u>	<u>7,729.36</u>
Deferred tax (refer note 16)		
Deferred tax charge/(credit) for the year	256.85	(418.21)
	<u>256.85</u>	<u>(418.21)</u>
Tax expense recognised through the statement of profit and loss	<u>7,973.67</u>	<u>7,311.15</u>
Recognised in other comprehensive income		
Deferred tax		
Tax related to items that will not be classified to profit and loss	2.23	5.74
Income tax credited to other comprehensive income	<u>2.23</u>	<u>5.74</u>
The income tax expense for the year can be reconciled to the accounting profit as follows:		
Profit before tax from continuing operations	31,017.86	28,516.60
Enacted income tax rate in India	25.17%	25.17%
Income tax expense calculated	7,806.57	7,177.06
Effect of expenses not deductible in determining taxable profit	166.06	95.45
Effect of tax in relation to previous years	0.99	30.67
Others	0.05	7.97
Income tax expense recognised in statement of profit and loss	<u>7,973.67</u>	<u>7,311.15</u>
30 Earnings per share (EPS)		
Profit as per statement of profit and loss (amount in lacs)	23,044.19	21,205.45
Weighted average number of equity shares outstanding	561,170,160	561,170,160
Basic EPS (in ₹)	4.11	3.78
Diluted EPS (in ₹)	4.11	3.78




FORTIS HOSPOTEL LIMITED
NOTES TO THE FINANCIAL STATEMENTS FOR THE YEAR ENDED MARCH 31, 2024
31. Related party disclosures
Names of related parties and related party relationship

Ultimate Holding Company	IHH Healthcare Berhad
Intermediate Holding Company	Integrated Healthcare Holdings Limited
	Parkway Pantai Limited
	Northern TK Venture Pte Ltd
Holding Company	Fortis Healthcare Limited ('FHL')
Fellow subsidiaries (parties with whom transactions have taken place)	Fortis Hospitals Limited ('FHsL')
	Escorts Heart and Super Speciality Hospital Limited ('EHSSHL')
	Hospitalia Eastern Private Limited ('HEPL')
	Escorts Heart Institute and Research Centre Limited ('EHIRCL')
	International Hospital Limited ('IHL')
Key Management Personnel ('KMP') / Director	Mr. Indrajit Banerjee (Independent Director)
	Ms. Ritu Garg (Whole-time Director)
	Mr. Ashutosh Raghuvanshi (Director)
	Mr. Manu Kapila (Director)
	Mr. Abhishek Jain, Company Secretary (up to November 23, 2023)
	Mr. Gourav Khatri, Company Secretary (w.e.f. May 20, 2024)
	Mr. Sunil Agarwal (CFO)

Transactions taken place during the year are as follows:

(₹ in lacs)

Transactions details	Year ended March 31, 2024	Year ended March 31, 2023
Income from hospital and medical services		
Fortis Hospitals Limited	20,563.04	19,622.70
Fortis Healthcare Limited	12,821.36	12,057.61
Professional charges to doctors		
International Hospitals Limited	28.97	25.66
Fortis Healthcare Limited	0.80	-
Income from rent		
Escorts Heart Institute and Research Centre Limited	133.54	110.08
Interest income on non-convertible debentures		
Fortis Hospitals Limited	5,004.72	4,707.71
International Hospital Limited	4,808.40	4,523.05
Director sitting fee		
Mr. Indrajit Banerjee	0.83	0.47
Expenses incurred by the Company on behalf of		
Fortis Healthcare Limited	676.65	602.23
Fortis Hospitals Limited	848.87	801.73
Expenses incurred on behalf of the Company by		
Fortis Healthcare Limited	-	2.85
Fortis Hospitals Limited	102.04	77.73




FORTIS HOSPOTEL LIMITED
NOTES TO THE FINANCIAL STATEMENTS FOR THE YEAR ENDED MARCH 31, 2024

(₹ in lacs)

Transactions details	Year ended March 31, 2024	Year ended March 31, 2023
Transfer of medical, consumables and drugs		
Fortis Hospitals Limited	-	0.60
Collection by the company on behalf of		
Fortis Hospitals Limited	-	0.23
Collection on behalf of company		
Fortis Healthcare Limited	4.84	-
Transfer of employee benefit liability by Company to		
International Hospitals Limited	0.06	-
Fortis Healthcare Limited	0.67	-
Hospital services taken for employees from		
Fortis Hospitals Limited	17.76	-
Fortis Healthcare Limited	8.48	-
Transfer of employee benefit liability to Company from		
Fortis Hospitals Limited	1.31	10.06
Fortis Healthcare Limited	-	0.01
Escorts Heart Institute and Research Centre Limited	0.24	-
International Hospitals Limited	-	0.32
Corporate guarantees withdrawn		
Escorts Heart Institute and Research Centre Limited	-	11,155.00
Fortis Healthcare Limited	-	48,679.82
Fortis Hospitals Limited	-	50,847.00
International Hospital Limited	-	14,025.00
Hospitalia Eastern Private Limited	-	3,300.00
Corporate guarantees received from Company withdrawn during the year		
Fortis Healthcare Limited	12,828.00	89.00
International Hospital Limited	-	12,917.00
Fortis Hospitals Limited	-	12,917.00
Escorts Heart and Super Speciality Hospital Limited	-	12,917.00
Hospitalia Eastern Private Limited	-	9,917.00
Escorts Heart Institute and Research Centre Limited	-	12,917.00

(₹ in lacs)

Balance outstanding at the year end	As at 31-Mar-24	As at 31-Mar-23
Financial Assets		
9.30% Non-convertible debentures		
Fortis Hospitals Limited	48,624.13	48,624.13
International Hospital Limited	46,716.77	46,716.77
Trade receivables (Gross)		
Fortis Hospitals Limited	32,313.81	30,047.88
Fortis Healthcare Limited	30,985.80	24,424.36
Escorts Heart Institute and Research Centre Limited	308.92	164.44
International Hospital Limited	6.87	1.68



FORTIS HOSPOTEL LIMITED
NOTES TO THE FINANCIAL STATEMENTS FOR THE YEAR ENDED MARCH 31, 2024

(₹ in lacs)

Balance outstanding at the year end	As at 31-Mar-24	As at 31-Mar-23
Expected credit loss		
Fortis Hospitals Limited	1,144.97	965.06
Fortis Healthcare Limited	1,468.91	1,238.09
Other financial assets		
Interest accrued but not due on investments and loans		
International Hospital Limited	26,661.84	22,286.68
Fortis Hospitals Limited	27,761.91	23,510.94
Other non-current assets		
Technology renewal fund		
Fortis Hospitals Limited	137.50	124.50
Fortis Healthcare Limited	72.00	66.00
Corporate guarantees received from		
Fortis Healthcare Limited	-	12,828.00

Note: All the transactions with these related parties are priced on an arm's length basis and are to be settled in cash with in credit period from the reporting date. None of the balances are secured.

32. Leases
As a lessee

The Company leases many assets including land, buildings and plant and equipment. Information about leases for which the Company is a lessee is presented below.

(₹ in lacs)

Particulars	Leasehold land*	Buildings	Medical equipment	Total
Gross carrying amount				
As at April 01, 2022	7,041.29	48.66	1,341.59	8,431.54
Additions	-	-	-	-
Derecognition	-	-	-	-
As at March 31, 2023	7,041.29	48.66	1,341.59	8,431.54
Additions	-	-	-	-
Deletion	-	(48.66)	-	(48.66)
As at March 31, 2024	7,041.29	-	1,341.59	8,382.88
Accumulated depreciation				
As at April 01, 2022	-	12.98	255.25	268.23
Charge for the year	-	35.68	217.57	253.25
Derecognition	-	-	-	-
As at March 31, 2023	-	48.66	472.82	521.48
Charge for the year	-	-	216.15	216.15
Deletion	-	(48.66)	-	(48.66)
As at March 31, 2024	-	-	688.97	688.97
Carrying amount as at March 31, 2023	7,041.29	-	868.77	7,910.06
Carrying amount as at March 31, 2024	7,041.29	-	652.62	7,693.91



FORTIS HOSPOTEL LIMITED
NOTES TO THE FINANCIAL STATEMENTS FOR THE YEAR ENDED MARCH 31, 2024

(₹ in lacs)

Lease Liabilities*	As at March 31, 2024	As at March 31, 2023
Maturity analysis - contractual undiscounted cash flows		
Less than one year	318.95	318.95
One to five years	685.32	972.98
More than five years	3,865.31	3,971.10
Total undiscounted lease liabilities	4,869.58	5,263.03
Lease liabilities included in the Balance Sheet		
Current	261.83	242.16
Non-current	917.79	1,136.61

* Under the lease agreement, the Company is required to pay annual lease rental of ₹ 32.55 lacs till December 31, 2032. Rent shall be revised thereafter at the end of each successive period of 30 years and such increase shall not at each such time exceed one-half of the increase in the letting value of land as assessed by collector or additional collector of Delhi.

Amounts recognised in Statement of Profit and Loss	Year ended March 31, 2024 (₹ in lacs)	Year ended March 31, 2023 (₹ in lacs)
Interest on lease liabilities	115.98	132.48
Variable lease payments not included in the measurement of lease liabilities	117.41	39.04


Amounts recognised in Statement of Cash Flows	Year ended March 31, 2024 (₹ in lacs)	Year ended March 31, 2023 (₹ in lacs)
Cash outflow for leases	199.15	164.23
Interest paid in relation to lease liabilities	115.98	132.48
Total cash outflows for leases	315.13	296.71

Details of Title deeds of Immovable Property not held in the name of the Company

Relevant line item in Balance Sheet	Description of item of property	Gross carrying value (₹ in lacs)	Title deeds held in the name of	Whether title deed holder is a promoter, director or relative of promoter/ director or employee of promoter/ director	Property held since which date	Reason for not being held in the name of the Company
Right of use assets	Land held under perpetual lease located at Shalimar Bagh, New Delhi	7,041.29	Oscar Biotech Private Limited	No	Since 2007	The former name of the Company is Oscar Biotech Private Limited

As a lessor
(i) Assets given on operating lease:

The Company has sub- leased some portion of clinical establishments. In all the cases, the agreements are further renewable at the option of the Company. The total lease income received / receivable in respect of the above leases recognised in the Statement of Profit and Loss for the year are ₹ 584.06 lacs (March 31, 2023 ₹ 626.29 lacs).



FORTIS HOSPOTEL LIMITED

NOTES TO THE FINANCIAL STATEMENTS FOR THE YEAR ENDED MARCH 31, 2024

(ii) Revenue from HMSA

The Company has entered into a Hospital and Medical Services Agreement (HMSA) with hospital operating companies wherein the Company is required to provide and maintain the Company's Clinical Establishments along with other services like out-patient diagnostics and radio diagnostic. The term of the individual HMSA is 15 years and the Company is entitled to receive composite service fee i.e. base and variable fee. The base fee is fixed and the variable fee is based on a percentage of net operating income of the hospital operating companies computed in accordance with the HMSA. Future minimum base fee receivable at the end of the reporting period is as follows:

Particulars	(₹ in lacs)	
	As at March 31, 2024	As at March 31, 2023
Not later than one year	24,431.53	23,719.93
Later than one year but not later than five years	56,562.54	80,994.07
Later than five years	-	-
Total	80,994.07	104,714.00

33. Borrowings

i) Secured loans

(₹ In lacs)

Particulars	Note	March 31, 2024		March 31, 2023	
		Non- Current	Current maturities	Non- Current	Current maturities
Term loan from HSBC bank	(a)	2523.17	615.45	1,538.62	-
Term loan from DBS Bank	(b)	-	-	148.79	71.73
Vehicle loans from ICICI Bank	(c)	111.28	43.75	76.06	21.67
OD from HSBC	(d)	-	33.07	-	28.80
Total		2,634.45	692.27	1,763.47	122.20

- a) The Company had taken term loan from HSBC bank with rate of interest being HSBC 3/12 month MCLR or any other rate as may be mutually agreed from time to time for current and previous year. During the current year, Company has availed additional loan of ₹ 1,600.00 lacs with rate of interest being HSBC 3 month MCLR or any other rate as may be mutually agreed upon. The loans are secured against first pari passu charge over moveable fixed assets (property, plant and equipment) and current assets of the Company and exclusive charge on the certain fixed assets (immovable) with minimum assets cover of 1.25X (previous year 1.33X) basis cumulative property value of Escorts Heart and Super Speciality Hospital Limited (immovable property situated in Mohali)*, International Hospital Limited (immovable property situated in Faridabad and Noida), Hospitalia Eastern Private Limited (immovable property situated in Ludhiana), Fortis Hospotel Limited (immovable property situated in Gurugram). Till the previous year, the loan was further guaranteed by corporate guarantee received from Fortis Healthcare Limited which has been withdrawn during the current year.


*Subsequent to the year ended 31 March 2024, the charge on immovable fixed asset of Escorts Heart and Super Speciality Hospital Limited (immovable property situated in Mohali) has been released by the bank in April 2024.

Balance outstanding against the term loan as on March 31, 2024 is ₹ 3,138.62 lacs (as at March 31, 2023 ₹ 1,538.62 lacs). out of which Rs. 1,538.62 lacs is repayable in 10 equal quarterly instalments and additional loan availed by the Company in current year of ₹1,600.00 lacs is repayable in 20 equal quarterly installments after 1 year moratorium starting from November, 2025.

- b) The Company had taken term loan from DBS Bank secured against first pari passu charge over moveable fixed assets (property, plant and equipment) and current assets of the Company along with exclusive charge over immovable fixed assets of Escorts Heart and Super Speciality Hospital Limited located at Jaipur, Rajasthan with minimum assets cover of 1.33x and corporate guarantee received from Fortis Healthcare Limited with rate of interest being DBS Bank 3/12 months MCLR +1% margin or any other rate as may be mutually agreed upon.

During the current year, the Company has prepaid the said term loan along with interest due thereon.

- c) The Company has financed vehicle loans from ICICI bank which is secured against hypothecation of the vehicle financed and carries interest rate from 8.20% to 9.10% p.a. The loans are repayable in equated monthly installments over four years. As on March 31, 2024, the outstanding balance of vehicle loan is ₹ 155.03 lacs (as at March 31, 2023: ₹ 97.73 lacs).
- d) The Company has availed overdraft facility from HSBC bank which is secured by first pari passu charge over stocks, receivables and movable fixed assets of the Company both present and future except the machinery and vehicles specifically



FORTIS HOSPOTEL LIMITED**NOTES TO THE FINANCIAL STATEMENTS FOR THE YEAR ENDED MARCH 31, 2024**

financed by other banks or financial institutions with interest rate being HSBC overnight MCLR or any other rate as may be mutually agreed from time to time. The outstanding balance as on March 31, 2024 is ₹33.07 lacs (as at March 31, 2023: ₹ 28.80 lacs). Till the previous year, the facility was further guaranteed by corporate guarantee received from Fortis Healthcare Limited which has been withdrawn during the current year.

34. Commitments:

Particulars	(₹ in lacs)	
	As at March 31, 2024	As at March 31, 2023
Estimated amount of contracts remaining to be executed on capital account and not provided for		
-Property, plant and equipment (net of capital advances of ₹ 422.49 lacs (as at March 31, 2023 ₹ 785.40 lacs).	5,064.54	11,886.13
- Intangible Assets	298.06	-

- a) The Company has other commitments, for purchase/sales orders which are issued after considering requirements as per operating cycle for purchase/sale of services. The Company does not have any long-term commitments or material non-cancellable contractual commitments/ contracts, including derivative contracts for which there were any material foreseeable losses except mentioned in note 19.
- b) There were no amounts which were required to be transferred to the Investor Education and Protection Fund by the Company.

35. Contingent liabilities to the extent not provided for:**Claims against the Company not acknowledged as debt**

S. No.	Particulars	(₹ in lacs)	
		As at March 31, 2024	As at March 31, 2023
1	Claim raised by project vendor	3,247.34	3,040.12
2	Income tax related matters		
	- Disallowance of interest on CCDs (refer note 2 below)	17,504.40	17,504.40
	Total	20,751.74	20,544.52

- 1) The Company believes none of these matters, either individually or in aggregate, are expected to have any material adverse effect on its financial statements. The cash flows in respect of above matters are determinable only on receipt of judgements/decisions pending at various stages/forums.
- 2) As per clause 7 of the sponsor agreement dated September 18, 2012 the Company is indemnified by Fortis Healthcare Limited (Holding Company) for any losses suffered or to be suffered arising from outstanding assessments/ litigations relating to non-allowance of interest on compulsorily convertible debentures or optionally convertible debentures. Based on the management's own assessment, the Company believes that an unfavorable outcome is remote for the indemnified outstanding assessments/ litigations.

Guarantees:

Outstanding guarantees furnished to banks on behalf of the holding company and/ or fellow subsidiaries are Nil (Previous year Nil).

36. Employee Benefits Plan:**Defined Contribution Plan**

Under the defined contribution plans, the Company makes provident fund (PF) and employee state insurance (ESI) contributions for qualifying employees. The Company is required to contribute a specified percentage of the salary to fund the benefits based on rates specified in the rules of the Employees' Provident Funds and Miscellaneous Provisions Act, 1952 and Employees State Insurance Act, 1948 respectively.



FORTIS HOSPOTEL LIMITED

NOTES TO THE FINANCIAL STATEMENTS FOR THE YEAR ENDED MARCH 31, 2024

The Company has recognised ₹ 110.31 lacs (Previous year ₹ ₹ 89.13 lacs) for Provident Fund and Employee State Insurance Contribution in the Statement of Profit and Loss. The Contribution payable to the plan by the Company is at the rate specified in rules to the scheme.

Defined Benefit Plan

(i) Gratuity

The Company has a defined benefit gratuity plan, where each employee who has completed five years or more of service gets a gratuity on departure at 15 days salary (last drawn basic salary) for each completed year of service. Vesting occurs upon completion of 5 years of service. The Gratuity is unfunded.

The following table summarizes the components of net benefit expenses recognised in the Statement of Profit and Loss and the amounts recognized in the Balance Sheet.

Particulars	(₹ in lacs)	
	As at March 31, 2024	As at March 31, 2023
i. Movement in Net Liability		
Present value of obligation at the beginning of the year	193.93	121.29
Current service cost	49.30	28.42
Interest cost	12.86	8.86
Actuarial loss recognised to other comprehensive income	8.86	22.80
Obligation transferred from other companies	0.31	17.76
Benefits paid	(33.27)	(5.20)
Present value of obligations at the end of the year	231.99	193.93

Particulars	(₹ in lacs)	
	As at March 31, 2024	As at March 31, 2023
Present value of unfunded obligation		
Amounts in the Balance Sheet		
(a) Liabilities	231.99	193.93
(b) Assets	-	-
(c) Net liability/(asset) recognised in the Balance Sheet	231.99	193.93
Current Liability	8.01	17.94
Non-Current Liability	223.98	175.99

ii. Expense recognised in Statement of Profit and Loss is as follows:	(₹ in lacs)	
	Year ended March 31, 2024	Year ended March 31, 2023
Amount recognised in employee benefit expense		
Service cost	49.30	28.42
Total	49.30	28.42
Amount recognised in finance cost		
Interest cost	12.86	8.86
Total	12.86	8.86
Total Amount charged to Statement to Profit and Loss	62.16	37.28

iii. Expense recognised in Statement of Other comprehensive income is as follows:	(₹ in lacs)	
	Year ended March 31, 2024	Year ended March 31, 2023
Net actuarial loss due to experience adjustment	8.86	22.80
Net actuarial loss due to assumptions changes	-	-
Total	8.86	22.80

The principal assumptions used in determining gratuity and compensated absences obligation for the Company's plan are shown below:



FORTIS HOSPOTEL LIMITED
NOTES TO THE FINANCIAL STATEMENTS FOR THE YEAR ENDED MARCH 31, 2024

Principal actuarial assumptions for gratuity and compensated absences	As at	As at
	March 31, 2024	March 31, 2023
Discounting rate (p.a.)	7.00%	7.25%
Expected salary increase rate (p.a.)	7.50%	7.50%
Withdrawal rate		
Age up to 30 years	18%	18%
Age from 31 to 44 years	6%	6%
Age above 44 years	2%	2%
Mortality table used	Indian Assured Lives Mortality (2006-08)	Indian Assured Lives Mortality (2006-08)

Notes:

- The estimates of future salary increase, considered in actuarial valuation, take account of inflation, seniority, promotion and other relevant factors, such as supply and demand in the employment market.
- Significant actuarial assumption for the determination of the defined obligation are discount rate, expected salary escalation rate and withdrawal rate. The sensitivity analyses below have been determined by the actuarial based on reasonably possible changes of the respective assumption occurring at the end of the reporting period, while holding all other assumptions constant.
- Weighted average duration of the defined benefit obligation is 9 years (previous year 9 years).

(₹ in lacs)

Particulars	As at March 31, 2024		As at March 31, 2023	
	Increase	Decrease	Increase	Decrease
Change in discount rate by 0.5%	(11.88)	12.92	(9.08)	9.87
Change in salary increase rate by 1%	26.59	(22.94)	20.38	(17.56)
Change in withdrawal rate by 5%	(12.60)	12.06	(6.65)	6.45

Expected benefit payments for the future years

(₹ in lacs)

Year ended March 31, 2025	Year ended March 31, 2026	Year ended March 31, 2027	Year ended March 31, 2028	Year ended March 31, 2029	Year ended March 31, 2029 to year ended March 31, 2034
8.28	9.47	31.47	29.86	32.16	223.45

37. Financial Instruments
i) Capital Management

The Company manages its capital to ensure that the Company will be able to continue as going concern while maximizing the return to stakeholders through the optimization of the debt and equity balance.

The capital structure of the Company consists of net debt (borrowings as detailed in notes 15, 19 and 33 offset by cash and bank balances) and total equity of the company.

The Company is not subject to any externally imposed capital requirements other than for covenants under various loan arrangements of the Company.

The Company's Board reviews the capital structure of the Company on need basis. As part of this review, the Board considers the cost of capital and the risks associated with each class of capital. Amongst other things, the company's objective for capital management is to ensure that it maintains stable capital management by monitoring the financial covenants attached to the interest-bearing loans and borrowings.



FORTIS HOSPOTEL LIMITED**NOTES TO THE FINANCIAL STATEMENTS FOR THE YEAR ENDED MARCH 31, 2024**

The gearing ratio at March 31, 2024 is as follows:

Gearing ratio

The gearing ratio at end of the reporting period was as follows:

Particulars	(₹ in lacs)	
	As at March 31, 2024	As at March 31, 2023
Debt*	4,508.72	3,267.98
Less: Cash and cash equivalents [Refer note 12]	(11.37)	(9.93)
Net debt	4,497.35	3,258.05
Total equity	271,841.56	248,804.00
Net debt to equity ratio	1.65%	1.31%

*Debt is defined as long-term and short-term borrowings (including interest accrued on borrowings, lease liabilities and excluding corporate guarantees contracts and contingent consideration).

(ii) Financial risk management objectives

The Company's corporate treasury function provides services to the business, co-ordinates access to domestic and international financial markets, monitors and manages the financial risks including market risk (including interest rate risk and other price risk), credit risk and liquidity risk.

The Board of Directors manages the financial risk of the Company through internal risk reports which analyze exposure by magnitude of risk.

Market Risk

The Company's activities expose it primarily to the financial risk of changes in interest rates.

(a) Interest rate risk management

The Company is exposed to interest rate risk because Company borrows funds at floating interest rates.

Interest rate sensitivity analysis

The sensitivity analyses below have been determined based on the exposure to interest rates at the end of the reporting period. For floating rate liabilities, the analysis is prepared assuming the amount of the liability outstanding at the end of the reporting period was outstanding for the whole year. A 50-basis point increase or decrease is used when reporting interest rate risk internally to key management personnel and represents management's assessment of the reasonably possible change in interest rates.

		(₹ in lacs)
If increase by 50 basis point		Interest impact
Particulars		Year ended March 31, 2024
Increase / (decrease) in profit before tax		(16.63)
If decrease by 50 basis point		Interest impact
Particulars		Year ended March 31, 2024
Increase / (decrease) in profit before tax		16.63



FORTIS HOSPOTEL LIMITED

NOTES TO THE FINANCIAL STATEMENTS FOR THE YEAR ENDED MARCH 31, 2024

(b) Foreign currency risk management

The Company undertakes transactions denominated in foreign currencies; consequently, exposures to exchange rate fluctuations arise. Exchange rate exposures are managed within approved policy parameters.

The carrying amounts of the Company's foreign currency denominated monetary assets and monetary liabilities at the end of the reporting period are as follows.

Particulars	Currency	As at March 31, 2024		As at March 31, 2023	
		Foreign Currency in lacs	Equivalent Rupees in lacs	Foreign Currency in lacs	Equivalent Rupees in lacs
Import capital creditors	USD	56.42	4,705.22	83.03	6,818.19
Import capital creditors	EURO	2.46	221.43	-	-

(₹ in lacs)

Foreign currency sensitivity analysis

The Company is mainly exposed to USD and EURO currency.

The following table details the Company's sensitivity to a 5% increase and decrease in the Rupees against the EURO. 5% is the sensitivity rate used when reporting foreign currency risk internally to key management personnel and represents management's assessment of the reasonably possible change in foreign exchange rates. The sensitivity analysis includes only outstanding foreign currency denominated monetary items and adjusts their translation at the year end for a 5% change in foreign currency rates. The analysis assumes that all other variables, in particular interest rates remain same. The positive number below indicates an increase in profit or equity where the Rupees strengthens 5% against the relevant currency. For a 5% weakening of the Rupees against the relevant currency, there would be a comparable impact on the profit or equity, and the balances below would be negative.

If increase by 5%	Currency Impact USD	
	Year ended	Year ended
	March 31, 2024	March 31, 2023
Particulars		
Increase in profit or loss for the year	235.26	340.91
Increase in total equity as at the end of the reporting period	235.26	340.91
If decrease by 5%	Currency Impact USD	
	Year ended	Year ended
	March 31, 2024	March 31, 2023
Particulars		
Decrease in profit or loss for the year	(235.26)	340.91
Decrease in total equity as at the end of the reporting period	(235.26)	340.91

(₹ in lacs)

If increase by 5%	Currency Impact EURO	
	Year ended	Year ended
	March 31, 2024	March 31, 2023
Particulars		
Increase in profit or loss for the year	11.07	-
Increase in total equity as at the end of the reporting period	11.07	-
If decrease by 5%	Currency Impact EURO	
	Year ended	Year ended
	March 31, 2024	March 31, 2023
Particulars		
Decrease in profit or loss for the year	(11.07)	-
Decrease in total equity as at the end of the reporting period	(11.07)	-

(₹ in lacs)



Foreign exchange derivative and non derivative financial instrument

The Company uses derivative for hedging financial risks that arise from its commercial business activities. The group’s corporate treasury team manages its foreign currency risk by hedging transactions that are expected to occur within 12 months for hedges of forecasted purchases and capital expenditures. When a derivative is entered into for the purpose of being a hedge, the Company negotiates the terms of those derivatives to match the terms of the hedged exposure. For hedges of forecast transactions the derivatives cover the period of exposure from the point the cash flows of the transactions are forecasted up to the point of settlement of the resulting payable that is denominated in the foreign currency. All identified exposures are managed as per the policy duly approved by the Board of Directors.

The following table details the foreign currency derivative contracts outstanding at the end of the reporting period:

Outstanding Contracts*	No. of Deals	Contract value of foreign Currency (In lacs) **	Maturity	
			Up to 12 months Nominal Amount* (Rs. In lacs)	More than 12 months Nominal Amount* (Rs. In lacs)
			As at March 31, 2024	As at March 31, 2024
USD/INR Buy forward	4	1,684.00	1,686.03	-

*Computed using marked to market rate.

** Sensitivity on the above forward contracts in respect of foreign currency exposure is not material.

Currency option contracts

The Company uses currency options for hedging financial risks that arise from its commercial business activities.

The Company manages its foreign currency risk by hedging transactions that are expected to occur for hedges of forecasted purchases and capital expenditures. When a contract is entered into for the purpose of being a hedge, the Company negotiates the terms of those contracts to match the terms of the hedged exposure. For hedges of forecast transactions the derivatives cover the period of exposure from the point the cash flows of the transactions are forecasted up to the point of settlement of the resulting payable that is denominated in the foreign currency. All identified exposures are managed as per the policy duly approved by the Board of Directors.

The following table details the option contracts outstanding at the end of the reporting period:

Outstanding Contracts*	No. of Deals	Option premium paid (In lacs)	Nominal Amount (USD In lacs)
	As at March 31, 2024	As at March 31, 2024	As at March 31, 2024
USD/INR Buy Option	1	56.10	16.50
USD/INR Buy Option	1	53.29	16.50

The Company has entered into option contracts with Axis Bank for purchase of machinery (MR-Linac) of which contract amounting to USD 16.50 lacs has been expired on January 29, 2024.

Other price risks

The Company’s investments are in group companies and are held for strategic purposes rather than for trading purposes.

(c) Credit risk management

Credit risk refers to the risk that a counter party will default on its contractual obligations resulting in financial loss to the Company. The Company takes due care while extending any credit as per the approval matrix approved by Board of Directors.

Refer note 11 of the financial statements for carrying amount and maximum credit risk exposure for trade receivables.



FORTIS HOSPOTEL LIMITED**NOTES TO THE FINANCIAL STATEMENTS FOR THE YEAR ENDED MARCH 31, 2024**

Expected credit loss on financial assets other than trade receivables:

Company carries other financial assets such as investments and interest accrued on such investments, security deposits, bank deposits and interest accrued thereon, balances with banks, loans to related parties and interest accrued thereon, other receivable etc. Company monitors the credit exposure on these financial assets on a case-to-case basis. Investments and loans to related parties are assessed for credit risk based on the underlying valuation of the entity and their ability to repay within the contractual repayment terms. Company creates loss allowance wherever there is an indication that credit risk has increased significantly. None of the Company's financial assets are impaired, as there are no indications that defaults in payments obligation would occur.

Cash and cash equivalents and other bank balances

The Company held cash and cash equivalents and other bank balances of ₹ 11.37 lacs at March 31, 2024 (March 31, 2023: ₹ 9.93 lacs). The cash and cash equivalents and other bank balances are held with bank and financial institution counterparties, which have high credit ratings assigned by credit-rating agencies.

The Company considers that its cash and cash equivalents have low credit risk based on the external credit ratings of the counterparties.

(d) Liquidity risk management

Ultimate responsibility for liquidity risk management rests with the board of directors, which has established an appropriate liquidity risk management framework for the management of the company's short-term, medium-term and long-term funding and liquidity management requirements. The Company manages liquidity risk by maintaining adequate reserves, banking facilities and reserve borrowing facilities, by continuously monitoring forecast and actual cash flows, and by matching the maturity profiles of financial assets and liabilities.


Liquidity and interest risk tables

The following tables detail the Company's remaining contractual maturity for its non-derivative financial liabilities with agreed repayment periods. The tables have been drawn up based on the undiscounted cash flows of financial liabilities based on the earliest date on which the Company can be required to pay.

The tables include both interest and principal cash flows. To the extent that interest flows are floating rate, the undiscounted amount is derived from interest rate curves at the end of the reporting period.

(₹ in lacs)					
Particulars	Within 1 year	1-2 year	More than 2 years	Total	Carrying Amount
As at March 31, 2024					
Borrowings	954.51	1,023.12	2,104.62	4,082.25	3,326.72
Lease liabilities	318.95	319.30	4,231.00	4,869.25	1,179.62
Trade payables	1,289.30	-	-	1,289.30	1,289.30
Interest accrued and due on borrowings	2.38	-	-	2.38	2.38
Other financial liabilities	6,515.91	-	-	6,515.91	6,515.91
Total	9,081.05	1,342.42	6,335.62	16,759.09	12,313.93

(₹ in lacs)					
Particulars	Within 1 year	1-2 year	More than 2 years	Total	Carrying Amount
As at March 31, 2023					
Borrowings	234.74	845.27	1,082.58	2,162.59	1,885.87
Lease liabilities	318.95	318.95	4,625.13	5,263.03	1,378.78
Trade payables	1,191.90	-	-	1,191.90	1,191.90
Interest accrued and due on borrowing	3.54	-	-	3.54	3.54
Other financial liabilities	2,811.95	-	-	2,811.95	2,811.95
Total	4,561.08	1,164.22	5,707.71	11,433.01	7,272.04



FORTIS HOSPOTEL LIMITED
NOTES TO THE FINANCIAL STATEMENTS FOR THE YEAR ENDED MARCH 31, 2024

The Company has a secured bank loan that contains a loan covenant. A future breach of covenant may require the Company to repay the loan earlier than indicated in the above table. Borrowings from HSBC bank will become repayable on demand if the Fortis Healthcare Limited (FHL/Holding Company) external bank borrowing on consolidated basis FHL consolidated EBITDA ratio exceeds 4. Under the agreement, the covenant is monitored on a regular basis by the treasury department and regularly reported to management to ensure compliance with the agreement.

38. Fair value measurement
Financial assets measured at amortised cost
March 31, 2024
(₹ in lacs)

Particulars	Note	Carrying value			Fair value
		Fair value through profit and loss (FVTPL)	Amortized cost	Total	
Financial assets					
Investment in non-convertible debentures (including accrued interest)	(e)	-	149,764.65	149,764.65	137,749.31
Other financial assets (non-current)	(b)	-	193.97	193.97	193.97
Trade receivables	(a)	-	61,179.91	61,179.91	61,179.91
Cash and cash equivalents	(a)	-	11.37	11.37	11.37
Other financial assets (current)	(a)	-	43.66	43.66	43.66
Derivative assets	(f)	123.63	-	123.63	123.63
Total		123.63	211,193.56	211,317.19	199,301.85

Particulars	Note	Carrying value			Fair value
		Fair value through profit and loss (FVTPL)	Amortized cost	Total	
Financial liabilities					
Borrowings (including accrued interest)	(c)	-	3,329.10	3,329.10	3,329.10
Lease liabilities (non-current)	(d)	-	917.79	917.79	917.79
Lease liabilities (current)	(d)	-	261.83	261.83	261.83
Trade payables (current)	(a)	-	1,289.30	1,289.30	1,289.30
Other financial liabilities (current)	(a)	-	6,515.91	6,515.91	6,515.91
Derivative liabilities	(f)	-	-	-	-
Total		-	12,313.93	12,313.93	12,313.93



FORTIS HOSPOTEL LIMITED
NOTES TO THE FINANCIAL STATEMENTS FOR THE YEAR ENDED MARCH 31, 2024

March 31, 2023

(₹ in lacs)

Particulars	Note	Carrying value			Fair value
		Fair value through profit and loss (FVTPL)	Amortized cost	Total	
Financial assets					
Investment in non-convertible debentures (including accrued interest)	(e)	-	140,886.47	140,886.47	127,364.24
Other financial assets (non-current)	(b)	-	202.21	202.21	202.21
Trade receivables	(a)	-	52,601.71	52,601.71	52,601.71
Cash and cash equivalents	(a)	-	9.93	9.93	9.93
Other financial assets (current)	(a)	-	31.41	31.41	31.41
Derivative assets	(f)	174.47	-	174.47	174.47
Total		174.47	193,731.73	193,906.20	180,383.97

(₹ in lacs)

Particulars	Note	Carrying value			Fair value
		Fair value through profit and loss (FVTPL)	Amortized cost	Total	
Financial liabilities					
Borrowings (including accrued interest)	(c)	-	1,889.21	1,889.21	1,889.21
Lease liabilities (non-current)	(d)	-	1,136.61	1,136.61	1,136.61
Lease liabilities (current)	(d)	-	242.16	242.16	242.16
Trade payables (current)	(a)	-	1,191.90	1,191.90	1,191.90
Other financial liabilities (current)	(a)	-	2,811.95	2,811.95	2,811.95
Derivative liabilities	(f)	4.93	-	4.93	4.93
Total		4.93	7,271.83	7,276.76	7,276.76

The following methods / assumptions were used to estimate the fair values:

- Fair valuation of financial assets and liabilities with short term maturities is considered as approximate to respective carrying amount due to the short-term maturities of these instruments.
- Fair valuation of non-current financial assets has been disclosed to be same as carrying value as there is no significant difference between carrying value and fair value.
- The Company's borrowings have been contracted at fixed (vehicle loans) and floating rates (term loan) of interest, which resets at short intervals. Accordingly, the carrying value of such borrowings (including interest accrued but not due) approximates fair value.
- Fair value measurement of lease liabilities is not required.
- The fair value of investment in non-convertible debentures (including interest accrued) is calculated based on cash flows discounted using the current borrowing rate. This is classified as Level 3 fair value in the fair value hierarchy due to the use of unobservable inputs.
- The fair value of derivative assets is classified as Level 3 fair value in the fair value hierarchy due to the use of unobservable inputs.

Financial instruments measured at amortized cost

The carrying amount of financial assets and financial liabilities measured at amortised cost in the financial statements are a reasonable approximation of their fair values since the Company does not anticipate that the carrying amounts would be significantly different from the values that would eventually be received or settled.



FORTIS HOSPOTEL LIMITED**NOTES TO THE FINANCIAL STATEMENTS FOR THE YEAR ENDED MARCH 31, 2024**

39. The Company has established a comprehensive system of maintenance of information and documents as required by the transfer pricing legislation under sections 92-92F of the Income Tax Act, 1961. Since, during the year the Company has not entered into any international transaction with the associated enterprises, provisions of Section 92E of Income Tax Act, 1961 are not applicable to the Company. The management is of the opinion that its international transactions entered during the earlier years were at arm's length, thus the aforesaid legislation will not have any impact on the Ind AS financial statements, particularly on the amount of tax expense and that of provision for taxation.

40. Operating segments

The Company is primarily engaged in the business of healthcare services which is the only reportable segment as per IND AS 108 "Operating Segments".

Sales by market- Revenue from customers by location of customers

The following table shows the distribution of the Company's revenues by geographical market:

Particulars	(₹ in lacs)	
	Year ended March 31, 2024	Year ended March 31, 2023
India	36,019.33	33,131.71
Outside India	-	-
Total	36,019.33	33,131.71

Carrying value of non-current assets- by location of assets

The following table shows the carrying amount of non-current assets other than financial instruments and deferred tax assets by geographical area in which the assets are located:

Particulars	(₹ in lacs)	
	As at March 31, 2024	As at March 31, 2023
India	76,738.60	62,397.82
Outside India	-	-
Total	76,738.60	62,397.82

Major customers

1. Fortis Healthcare Limited, holding company contributes more than 10% to the revenue of the Company. The revenue earned during the current year is ₹12,821.65 lacs (March 31, 2023 ₹ 12,057.61 lacs).
2. Fortis Hospitals Limited, a fellow subsidiary contributes more than 10% to the revenue of the Company. The revenue earned during the current year is ₹ 20,563.04 lacs (March 31, 2023 ₹ 19,622.70 lacs).

41. Details of dues to Micro and Small Enterprises as per MSMED Act, 2006

The Ministry of Micro and Small Enterprises has issued an office memorandum dated August 26, 2008 which recommends that the micro enterprises and the small enterprises should mention in their correspondences with their customers the Entrepreneur Memorandum Number as allocated after filing of the memorandum. Accordingly, the below information regarding dues to Micro and Small Enterprises have been determined to the extent such parties have been identified on the basis of information available with the Company.

Particulars	(₹ in lacs)	
	March 31, 2024	March 31, 2023
The principal amount and the interest due thereon remaining unpaid to any supplier as at the end of each accounting year:		
-Principal amount due to micro and small enterprises*	476.47	157.07
-Interest due on above	7.39	-
The amount of interest paid by the buyer in terms of section 16 of the MSMED Act 2006 along with the amounts of the payment made to the supplier beyond the appointed day during each accounting year	-	-
The amount of interest due and payable for the period of delay in making payment (which have been paid but beyond the appointed day during the year) but without adding the interest specified under the MSMED Act 2006.	-	-
The amount of interest accrued and remaining unpaid at the end of each accounting year	7.39	



FORTIS HOSPOTEL LIMITED
NOTES TO THE FINANCIAL STATEMENTS FOR THE YEAR ENDED MARCH 31, 2024

Particulars	March 31, 2024	March 31, 2023
The amount of further interest remaining due and payable even in the succeeding years, until such date when the interest dues as above are actually paid to the small enterprise for the purpose of disallowance as a deductible expenditure under section 23 of the MSMED Act 2006	-	-

* this also includes amount due to capital creditors of ₹ 320.39 lacs (as at March 31, 2023: ₹ 31.07 lacs).

42. Details of loans given to subsidiaries and associates and firms/ companies in which directors are interested

- (i) The particulars of investments made by the Company as required to be disclosed by Section 186(4) of Companies Act, 2013 are as below:

Nature of the instrument	Issuer's name	Rate of interest (refer note 2)	Redemption date	Secured/ unsecured	Principal outstanding amount (₹ in lacs) as at	
					March 31, 2024	March 31, 2023
Non-convertible debentures (NCD)	Fortis Hospitals Limited	9.3% per annum	October 12, 2026	Unsecured	48,624.13	48,624.13
Non-convertible debentures (NCD)	International Hospital Limited	9.3% per annum	October 12, 2026	Unsecured	46,716.77	46,716.77

Note 1: The above investment has been made for the purpose of business expansion.

Note 2: These NCDs carry floating rate of interest based on the performance of the respective issuer as below:

Sr. No.	Level of EBIT	Rate of Interest
1	Less than 3,000 Crore	9.30% p.a.
2	3,000 Crore to 3,250 Crore	18% p.a., provided additional 8.7% p.a. from closing date to the beginning of the year for which EBIT is more than 3,000 Crore
3	3,250 Crore to 3,500 Crore	20% p.a., provided additional 2% p.a. from closing date to the beginning of the year for which EBIT is more than 3,250 Crore
4	more than 3,500 Crore	22% p.a., provided additional 2% p.a. from closing date to the beginning of the year for which EBIT is more than 3,500 Crore

The interest accrued on the above NCDs is payable at the time of maturity or at early repayment date, as mutually agreed between the parties.



FORTIS HOSPOTEL LIMITED
NOTES TO THE FINANCIAL STATEMENTS FOR THE YEAR ENDED MARCH 31, 2024
43. Corporate social responsibility

As per section 135 of the Companies Act, 2013 and rules therein, the Company is required to spend at least 2% of average net profit of preceding three years towards Corporate Social Responsibility (CSR). Details of Corporate social responsibility expenditure as certified by Management are as follows:

Particulars	(₹ in lacs)	
	For the year ended March 31, 2024	For the year ended March 31, 2023
(i) Amount required to be spent by the Company during the 2023-24 and approved by Board	490.59	469.91
(ii) Amount of expenditure incurred, includes administrative expense of ₹ 14.78 lacs (previous year ₹ 3.50 lacs)	490.59	469.91
(iii) Shortfall at the end of the year	-	-
(iv) Total of previous years shortfall	-	-
(v) Reasons for shortfall	-	-
(vi) Nature of CSR activities undertaken by the Company (excluding administrative expense)	YUVA Unstoppable ₹175.00 lacs, Mamta Health Institute ₹50.00 lacs, Healthcare Federation of India ₹ 20.00 lacs, Lord Education and Health Society ₹ 119.99 lacs, American India Foundation ₹ 50.00 lacs, Fortis Apprenticeship Program (Paid) ₹ 42.97 lacs, PM Care ₹ 17.85 lacs	Indian Council of Medical Research (CSR Fund) ₹ 379.15 lacs, Indian Institute of Technology ₹ 87.26 lacs
(vii) Details of related party transactions e.g. contribution to a trust controlled by the Company in relation to CSR expenditure as per relevant accounting standard	-	-

44. Ratio analysis and its elements

Ratio	Numerator	Denominator	31- Mar-24	31- Mar-23	% change	Reason for variance
Current ratio (in times)	Current Assets	Current Liabilities	2.62	6.25	(58.09%)	Due to increase in capital creditors and current tax liability during the year.
Debt- Equity Ratio (in times)	Total Debt	Shareholder's Equity	0.02	0.01	27.10%	Due to increase in borrowing in current year.
Debt Service Coverage ratio (in times)	Earnings for debt service = Net profit after taxes + Non-cash operating expenses	Debt service = Interest & Lease Payments + Principal Repayments	24.50	10.43	134.82%	Due to prepayment of installments due for FY 2023-24 in FY 2022-23.
Return on Equity ratio (in %)	Net Profits after taxes - Preference Dividend	Average Shareholder's Equity	8.85%	8.90%	(0.54%)	-
Inventory Turnover ratio (in times)	Cost of goods sold	Average Inventory	7.23	7.05	2.58%	-
Trade Receivable Turnover Ratio (in times)	Net credit sales = Gross credit sales - sales return	Average Trade Receivable	0.63	0.95	(33.35%)	Due to reduced collections from inter company debtors in current year.



FORTIS HOSPOTEL LIMITED**NOTES TO THE FINANCIAL STATEMENTS FOR THE YEAR ENDED MARCH 31, 2024**

Trade Payable Turnover Ratio (in times)	Net credit purchases = Gross credit purchases - purchase return	Average Trade Payables	1.22	0.76	60.35%	Due to increase in purchases during current year.
Net Capital Turnover Ratio (in times)	Net sales = Total sales - sales return	Working capital = Current assets – Current liabilities	1.76	1.36	29.49%	Due to increase in capital creditors and current tax liability during the year.
Net Profit ratio (in %)	Net Profit	Net sales = Total sales - sales return	63.98%	64.00%	(0.04%)	-
Return on Capital Employed (in %)	Earnings before interest and taxes	Capital Employed = Tangible Net Worth + Total Debt + Deferred Tax Liability	11.43%	11.47%	(0.32%)	-
Return on Investment (in %)	Income from average invested funds	Average invested funds	10.29%	9.68%	6.33%	-

45. Other statutory information

- i. The Company is not declared the willful defaulter by any bank or financial institution or other lender.
- ii. The Company has not made any transaction with the companies struck off under section 248 of the companies act 2013 or section 560 of the companies act 1956.
- iii. The Company has not received any fund from any person(s) or entity(ies), including foreign entities (Funding Party) with the understanding (whether recorded in writing or otherwise) that the Company shall:
 - (a) directly or indirectly lend or invest in other persons or entities identified in any manner whatsoever by or on behalf of the Funding Party (Ultimate Beneficiaries) or
 - (b) provide any guarantee, security or the like on behalf of the Ultimate Beneficiaries,
- iv. The Company has not advanced or loaned or invested funds to any other person(s) or entity(ies), including foreign entities (Intermediaries) with the understanding that the Intermediary shall:
 - (a) directly or indirectly lend or invest in other persons or entities identified in any manner whatsoever by or on behalf of the company (Ultimate Beneficiaries) or
 - (b) provide any guarantee, security or the like to or on behalf of the Ultimate Beneficiaries.
- v. The Company does not have any charges or satisfaction which are yet to be registered with ROC beyond the statutory period.
- vi. The Company does not have any such transaction which is not recorded in the books of accounts of the Company that has been surrendered or disclosed as income during the year in the tax assessment under the Income Tax Act, 1961 (such as search or survey or any other relevant provisions of the Income Tax Act, 1961.
- vii. The Company has complied with the number of layers prescribed under clause (87) of Section 2 of the Act.
- viii. The Company have not traded or invested in Crypto currency or Virtual Currency during the financial year.
- ix. The Company is not a Core Investment Company (CIC) as defined in the regulations made by the Reserve Bank of India and the Group (as per the provisions of the Core Investment Companies (Reserve Bank) Directions, 2016) does not have any CIC.
- x. The Company has borrowings with bank on the basis of security of current assets. However, there is no requirement to file any quarterly returns or statements of current assets with such bank.



FORTIS HOSPOTEL LIMITED

NOTES TO THE FINANCIAL STATEMENTS FOR THE YEAR ENDED MARCH 31, 2024

46. Interest on delayed payment of service fees

As per the HMSA arrangement with the hospital operating companies, the Company receives service fee consideration from the Hospital operating companies, as and when due. As per terms of the HMSA, in the event of any delay in payment of the Service Fee, an interest at a rate of State Bank of India base rate plus 2% per annum (on a compounded monthly basis) shall be payable by hospital operating companies to the Company. The Company and hospital operating companies have agreed that no interest would be charged/demanded for the delay in the payments on amounts under HMSA for the financial year 2022-23 and 2023-24 on account of the continued business relation. Consequently, the Company has not recognised interest on the delayed payment of the service fees/technology renewal fund during the year ended March 31, 2023 and March 31, 2024.

47. Dividend

The Board of Directors of the Company, in its meeting held on May 20, 2024, proposed a final dividend of ₹ 1.5 per share in respect of year ended March 31, 2024 subject to approval of the shareholders at the Annual General Meeting, and if approved, would result in cash outflow of approximately ₹ 8,417.55 lacs.

For **BSR & Co. LLP**

Chartered Accountants

Firm Registration Number: 101248W/W-100022



Rajesh Arora

Partner

Membership Number: 076124

Place: Gurugram

Date: May 20, 2024



For and on behalf of the Board of Directors
Fortis Hospotel Limited



Ritu Garg

Whole Time Director

DIN: 07202866



Gourav Khatri

Company Secretary

Membership No.: F7177

Place: Gurugram

Date: May 20 2024



Ashutosh Raghuvanshi

Director

DIN: 02775637



Sunil Agarwal

Chief Financial Officer

