

R.G.N. PRICE & CO
CHARTERED ACCOUNTANTS

Phone : 2312960, 2316538
E-Mail : priceco@rgnprice.com
UDIN : 21023933AAAAIG1868

G 234, Panampally Nagar,
Cochin - 682 036.

Date: 07.05.2021

INDEPENDENT AUDITOR'S REPORT TO THE MEMBERS OF
DDRC SRL DIAGNOSTICS PRIVATE LIMITED, MUMBAI

Report on the Audit of the Standalone Financial Statements

Opinion

We have audited the accompanying Standalone financial statements of **DDRC SRL Diagnostics Private Limited** ("*the Company*"), which comprises the Balance Sheet as at 31st March 2021, the Statement of Profit and Loss, Statement of Changes in Equity and Statement of cash flows for the year then ended, and notes to the financial statements, including a summary of significant accounting policies and other explanatory information

In our opinion and to the best of our information and according to the explanations given to us, the aforesaid standalone financial statements give the information required by the Act in the manner so required and give a true and fair view in conformity with the accounting principles generally accepted in India, of the state of affairs of the Company as at 31st March 2021, and **PROFIT**, changes in equity and its cash flows for the year ended on that date.

Basis for Opinion

We conducted our audit in accordance with the Standards on Auditing (SAs) specified under section 143(10) of the Companies Act, 2013. Our responsibilities under those Standards are further described in the Auditor's Responsibilities for the Audit of the Financial Statements section of our report. We are independent of the Company in accordance with the Code of Ethics issued by the Institute of Chartered Accountants of India together with the ethical requirements that are relevant to our audit of the financial statements under the provisions of the Companies Act, 2013 and the Rules thereunder, and we have fulfilled our other ethical responsibilities in accordance with these requirements and the Code of Ethics. We believe that the audit evidence we have obtained is sufficient and appropriate to provide a basis for our opinion.

Other Matters

h

external purposes in accordance with generally accepted accounting principles. A company's internal financial control over financial reporting includes those policies and procedures that

- 1) pertain to the maintenance of records that, in reasonable detail, accurately and fairly reflect the transactions and dispositions of the assets of the company;
- 2) provide reasonable assurance that transactions are recorded as necessary to permit preparation of financial statements in accordance with generally accepted accounting principles, and that receipts and expenditures of the company are being made only in accordance with authorisations of management and directors of the company; and
- 3) provide reasonable assurance regarding prevention or timely detection of unauthorised acquisition, use, or disposition of the company's assets that could have a material effect on the financial statements.

Inherent Limitations of Internal Financial Controls Over Financial Reporting

Because of the inherent limitations of internal financial controls over financial reporting, including the possibility of collusion or improper management override of controls, material misstatements due to error or fraud may occur and not be detected. Also, projections of any evaluation of the internal financial controls over financial reporting to future periods are subject to the risk that the internal financial control over financial reporting may become inadequate because of changes in conditions, or that the degree of compliance with the policies or procedures may deteriorate.

Opinion

In our opinion, the Company has, in all material respects, an adequate internal financial controls system over financial reporting and such internal financial controls over financial reporting were operating effectively as at March 31, 2021, based on "the internal control over financial reporting criteria established by the Company considering the essential components of internal control stated in the Guidance Note on Audit of Internal Financial Controls Over Financial Reporting issued by the Institute of Chartered Accountants of India".



Companies Act, 2013 (“the Act”)

We have audited the internal financial controls over financial reporting of **DDRC SRL Diagnostics Private Limited** (“the Company”) as of March 31, 2021 in conjunction with our audit of the standalone financial statements of the Company for the year ended on that date.

Management’s Responsibility for Internal Financial Controls

The Company’s management is responsible for establishing and maintaining internal financial controls based on “the internal control over financial reporting criteria established by the Company considering the essential components of internal control stated in the Guidance Note on Audit of Internal Financial Controls Over Financial Reporting issued by the Institute of Chartered Accountants of India”. These responsibilities include the design, implementation and maintenance of adequate internal financial controls that were operating effectively for ensuring the orderly and efficient conduct of its business, including adherence to company’s policies, the safeguarding of its assets, the prevention and detection of frauds and errors, the accuracy and completeness of the accounting records, and the timely preparation of reliable financial information, as required under the Companies Act, 2013.

Auditors’ Responsibility

Our responsibility is to express an opinion on the Company's internal financial controls over financial reporting based on our audit. We conducted our audit in accordance with the Guidance Note on Audit of Internal Financial Controls Over Financial Reporting (the “Guidance Note”) and the Standards on Auditing, issued by ICAI and deemed to be prescribed under section 143(10) of the Companies Act, 2013, to the extent applicable to an audit of internal financial controls, both applicable to an audit of Internal Financial Controls and, both issued by the Institute of Chartered Accountants of India. Those Standards and the Guidance Note require that we comply with ethical requirements and plan and perform the audit to obtain reasonable assurance about whether adequate internal financial controls over financial reporting was established and maintained and if such controls operated effectively in all material respects.

Our audit involves performing procedures to obtain audit evidence about the adequacy of the internal financial controls system over financial reporting and their operating effectiveness. Our audit of internal financial controls over financial reporting included obtaining an understanding of internal financial controls over financial reporting, assessing the risk that a material weakness exists, and testing and evaluating the design and operating effectiveness of internal control based on the assessed risk. The procedures selected depend on the auditor’s judgment, including the assessment of the risks of material misstatement of the financial statements, whether due to fraud or error.

We believe that the audit evidence we have obtained is sufficient and appropriate to provide a basis for our audit opinion on the Company’s internal financial controls system over financial reporting.

Meaning of Internal Financial Controls Over Financial Reporting

A company's internal financial control over financial reporting is a process designed to provide reasonable assurance regarding the reliability of financial reporting and the preparation of financial statements for



In view of the travel restrictions due to outbreak of **COVID-19**, wherever physical access was not possible, necessary records / reports / documents were verified through digital medium, email etc. and were relied upon as audit evidence for carrying out the audit for the current year. This has been carried out based on the advisory on "Specific Considerations while conducting Distance Audit/ Remote Audit/ Online Audit under current Covid-19 situation" issued by the Auditing and Assurance Standards Board of ICAI. We have been represented by the management that the data provided for our audit purposes is correct, complete, reliable, and are directly generated by the accounting system of the Company without any further manual modifications. We bring to the attention of the users that the audit of the financial statements has been performed in the aforesaid conditions.

Our audit opinion is not modified in respect of the above.

Information other than the Financial Statements and Auditors Report thereon

The Company's Board of Directors is responsible for the Information other than the financial statements and auditors report thereon. The said information comprises the information included in the Directors Report (Other information), but does not include the financial statements and our audit report thereon. The Other Information is expected to be made available to us after the date of this auditor's report.

Our opinion on the financial statements does not cover the other information and we will not express any form of assurance conclusion thereon.

In connection with our audit of the financial statements, our responsibility is to read the other information identified above when it becomes available, and, in doing so, consider whether the other information is materially inconsistent with the financial statements or our knowledge obtained in the audit, otherwise appear to be materially misstated.

When we read the other information, if we conclude that there is a material misstatement therein, we are required to communicate the matter to those charged with governance.

Responsibility of Management and Those Charged with Governance for the Standalone Financial Statements

The Company's Board of Directors is responsible for the matters stated in section 134(5) of the Companies Act, 2013 ("the Act") with respect to the preparation of these standalone financial statements that give a true and fair view of the financial position, financial performance, changes in equity and cash flows of the Company in accordance with the accounting principles generally accepted in India, including the Accounting Standards specified under section 133 of the Act. This responsibility also includes maintenance of adequate accounting records in accordance with the provisions of the Act for safeguarding of the assets of the Company and for preventing and detecting frauds and other irregularities; selection and application of appropriate accounting policies; making judgments and estimates that are reasonable and prudent; and design, implementation and maintenance of adequate internal financial controls, that were operating effectively for ensuring the accuracy and completeness of the accounting records, relevant to the



preparation and presentation of the financial statement that give a true and fair view and are free from material misstatement, whether due to fraud or error.

In preparing the financial statements, management is responsible for assessing the Company's ability to continue as a going concern, disclosing, as applicable, matters related to going concern and using the going concern basis of accounting unless management either intends to liquidate the Company or to cease operations, or has no realistic alternative but to do so.

Those Board of Directors are also responsible for overseeing the company's financial reporting process.

Auditor's Responsibility for the Audit of the Financial Statements

Our objectives are to obtain reasonable assurance about whether the financial statements as a whole are free from material misstatement, whether due to fraud or error, and to issue an auditor's report that includes our opinion. Reasonable assurance is a high level of assurance, but is not a guarantee that an audit conducted in accordance with SAs will always detect a material misstatement when it exists. Misstatements can arise from fraud or error and are considered material if, individually or in the aggregate, they could reasonably be expected to influence the economic decisions of users taken on the basis of these financial statements.

As part of an audit in accordance with SAs, we exercise professional judgment and maintain professional skepticism throughout the audit. We also:

- Identify and assess the risks of material misstatement of the financial statements, whether due to fraud or error, design and perform audit procedures responsive to those risks, and obtain audit evidence that is sufficient and appropriate to provide a basis for our opinion. The risk of not detecting a material misstatement resulting from fraud is higher than for one resulting from error, as fraud may involve collusion, forgery, intentional omissions, misrepresentations, or the override of internal control.
- Obtain an understanding of internal control relevant to the audit in order to design audit procedures that are appropriate in the circumstances. Under section 143(3)(i) of the Companies Act, 2013, we are also responsible for expressing our opinion on whether the company has adequate internal financial controls system in place and the operating effectiveness of such controls.
- Evaluate the appropriateness of accounting policies used and the reasonableness of accounting estimates and related disclosures made by management.
- Conclude on the appropriateness of management's use of the going concern basis of accounting and, based on the audit evidence obtained, whether a material uncertainty exists related to events or conditions that may cast significant doubt on the Company's ability to continue as a going concern. If we conclude that a material uncertainty exists, we are required to draw attention in our auditor's report to the related disclosures in the financial statements or, if such disclosures are inadequate, to modify our opinion. Our conclusions are based on the audit evidence obtained up to the date of our auditor's report. However, future events or conditions may cause the Company to cease to continue as a going concern.

l

- Evaluate the overall presentation, structure and content of the financial statements, including the disclosures, and whether the financial statements represent the underlying transactions and events in a manner that achieves fair presentation.

We communicate with those charged with governance regarding, among other matters, the planned scope and timing of the audit and significant audit findings, including any significant deficiencies in internal control that we identify during our audit.

We also provide those charged with governance with a statement that we have complied with relevant ethical requirements regarding independence, and to communicate with them all relationships and other matters that may reasonably be thought to bear on our independence, and where applicable, related safeguards.

Report on Other Legal and Regulatory Requirements

1. As required by the Companies (Auditor's Report) Order, 2016 ("the Order"), issued by the Central Government of India in terms of sub-section (11) of section 143 of the Companies Act, 2013, we give in the Annexure a statement on the matters specified in paragraphs 3 and 4 of the Order, to the extent applicable.
2. As required by Section 143(3) of the Act, we report that:
 - a. We have sought and obtained all the information and explanations which to the best of our knowledge and belief were necessary for the purposes of our audit.
 - b. In our opinion, proper books of account as required by law have been kept by the Company so far as it appears from our examination of those books.
 - c. The Balance Sheet, the Statement of Profit and Loss, Changes in Equity and the Cash Flow Statement dealt with by this Report are in agreement with the books of account.
 - d. In our opinion, the aforesaid standalone financial statements comply with the Accounting Standards specified under Section 133 of the Act, read with Rule 7 of the Companies (Accounts) Rules, 2014.
 - e. On the basis of the written representations received from the directors taken on record by the Board of Directors, none of the directors is disqualified as on 31st March 2021 from being appointed as a director in terms of Section 164 (2) of the Act.
 - f. With respect to the adequacy of the internal financial controls over financial reporting of the Company and the operating effectiveness of such controls, refer our separate Report in Annexure A.

h

g. With respect to the other matters to be included in the Auditor's Report in accordance with Rule 11 of the Companies (Audit and Auditors) Rules, 2014, in our opinion and to the best of our information and according to the explanations given to us:

- i. The Company has disclosed the impact of pending litigations on its financial position in its standalone Ind AS financial statements – Refer Note XXIV to the financial statements on Contingent Liabilities.
- ii. The Company did not have any long-term contracts including derivative contracts for which there were any material foreseeable losses.
- iii. There were no amounts which were required to be transferred to the Investor Education and Protection Fund by the Company.

For Ratan Prasad & Co
Chartered Accountants
Mumbai

P. M. Vekariwala
Partner M: 023933
FR 002785 S

ANNEXURE

i.) Fixed Assets

- (a) The Company has maintained records showing particulars of fixed assets including quantitative details and location.
- (b) The fixed assets have been physically verified by the management at reasonable intervals and no material discrepancies have been noticed on such physical verification.
- (c) The company does not own any immovable properties other than improvements to leasehold buildings.

ii.) Inventories

The inventories have been physically verified by the management during the year at reasonable intervals. The discrepancies noticed on physical verification of stock were not material having regard to the size of the operation of the company.

iii.) Loans and Advances

The company had not granted any loans to parties listed in the register maintained under Section 189 of the Act and consequently clauses relating to terms and conditions of loan, payment of interest and repayment of principal and status of overdue are not applicable.

iv.) Investments, Guarantees etc.

In our opinion and according to the information and explanations given to us, the company has not made any investments, guarantees during the year to which the provisions of Section 185 and 186 of the Companies Act 2013 applies.

v.) Fixed Deposits

In our opinion and according to the information and explanations given to us, the company has not accepted any deposits to which the provisions of Section 73 to 76 of the Companies Act, 2013 and rules made there under applies.

vi.) Cost Records

We have broadly reviewed the books of accounts maintained by the company pursuant to the order of the Central Government for the maintenance of cost records for running of diagnostics centres under Section 148(1) of the Companies Act, 2013, and we are of the opinion that prima facie, the prescribed records have been maintained. However, we have not made a detailed examination of these records with a view to determining whether they are accurate or complete.

vii.) Statutory Dues

- (a) The company was generally regular in depositing with appropriate authorities undisputed statutory dues towards Provident Fund, Employees State Insurance, Income Tax, duty of customs, GST, cess

and other statutory dues, wherever applicable. There were no arrears of statutory dues as on the last day of the financial year for a period of more than six months from the date they became payable.

(b) According to the records of the company, the following disputed statutory dues are outstanding as on the date of balance sheet.

Name of Statute	Nature of Dues	Amount (Rs. In lakhs)	Period to which the amount relates	Forum where the dispute is pending
Income Tax Act, 1961	Income tax demand	24.72	AY 2008-09	Commissioner of Income tax (Appeals), Mumbai
Income Tax Act, 1961	Income tax demand	69.43	AY 2009-10	Commissioner of Income tax (Appeals), Mumbai
Income Tax Act, 1961	Income tax demand	255.40	AY 2010-11	Commissioner of Income tax (Appeals), Mumbai
Income Tax Act, 1961	TDS Demand u/s 201(1)/201(1A)	96.21	AY 2011-12	Commissioner of Income tax (Appeals), Mumbai
Income Tax Act, 1961	Income tax demand	72.76	AY 2011-12	Commissioner of Income tax (Appeals), Mumbai
Income Tax Act, 1961	Income tax demand	84.41	AY 2012-13	Commissioner of Income tax (Appeals), Mumbai
Income Tax Act, 1961	Income tax demand	0.04	AY 2014-15	Deputy Commissioner of Income tax, Mumbai
KVAT Act , 2003	Sales tax demand	2.29	AY 2011-12	Deputy Commissioner (Appeals), State Goods and Service Tax Department, Thiruvananthapuram
KVAT Act , 2003	Sales tax demand	0.73	AY 2013-14	Deputy Commissioner (Appeals), State Goods and Service Tax Department ,Ernakulam

viii.) Repayment of Loans

In our opinion and according to the information and explanations given to us, the company has not defaulted in repayment of interest and principal to banks and financial institutions.

ix.) Application of funds raised

In our opinion and according to the information and explanations given to us, the term loans were applied for the purposes for which they were raised. The company has not raised any funds through public offer.

↓

x.) Frauds

According to the information and explanations given to us, no fraud, on or by the company, has been noticed or reported during the year

xi.) Managerial Remuneration

Being a private limited company, the provisions of Section 197 regarding managerial remuneration are not applicable to the company.

xii.) Nidhi Company

In our opinion and according to the information and explanations given to us, the company is not a Nidhi company and hence this clause is not applicable to the company.

xiii.) Related Party Transactions

In our opinion and according to the information and explanations given to us, all transactions with the related parties are in compliance with Section 188 of the Companies Act, 2013 wherever applicable and the details have been disclosed in the financial statements as required by the applicable accounting standards.

Being a private limited company, the provisions of Section 177 regarding appointment of Audit Committee are not applicable to the company.

xiv.) Preferential allotment

The company has not made any preferential allotment or private placement of shares or fully /partly convertible debentures during the year

xv.) Non-Cash Transactions

As explained to us, the company has not entered into any non-cash transactions with directors or other persons during the year

xvi.) Registration with RBI

The company is not required to be registered under section 45-IA of the Reserve Bank of India Act, 1934 and hence this clause is not applicable to the Company,

ANNEXURE A TO THE INDEPENDENT AUDITOR'S REPORT OF EVEN DATE ON THE STANDALONE FINANCIAL STATEMENTS OF DDRC SRL DIAGNOSTICS PRIVATE LIMITED

Report on the Internal Financial Controls under Clause (i) of Sub-section 3 of Section 143 of the

Companies Act, 2013 (“the Act”)

We have audited the internal financial controls over financial reporting of **DDRC SRL Diagnostics Private Limited** (“the Company”) as of March 31, 2021 in conjunction with our audit of the standalone financial statements of the Company for the year ended on that date.

Management’s Responsibility for Internal Financial Controls

The Company’s management is responsible for establishing and maintaining internal financial controls based on “the internal control over financial reporting criteria established by the Company considering the essential components of internal control stated in the Guidance Note on Audit of Internal Financial Controls Over Financial Reporting issued by the Institute of Chartered Accountants of India”. These responsibilities include the design, implementation and maintenance of adequate internal financial controls that were operating effectively for ensuring the orderly and efficient conduct of its business, including adherence to company’s policies, the safeguarding of its assets, the prevention and detection of frauds and errors, the accuracy and completeness of the accounting records, and the timely preparation of reliable financial information, as required under the Companies Act, 2013.

Auditors’ Responsibility

Our responsibility is to express an opinion on the Company's internal financial controls over financial reporting based on our audit. We conducted our audit in accordance with the Guidance Note on Audit of Internal Financial Controls Over Financial Reporting (the “Guidance Note”) and the Standards on Auditing, issued by ICAI and deemed to be prescribed under section 143(10) of the Companies Act, 2013, to the extent applicable to an audit of internal financial controls, both applicable to an audit of Internal Financial Controls and, both issued by the Institute of Chartered Accountants of India. Those Standards and the Guidance Note require that we comply with ethical requirements and plan and perform the audit to obtain reasonable assurance about whether adequate internal financial controls over financial reporting was established and maintained and if such controls operated effectively in all material respects.

Our audit involves performing procedures to obtain audit evidence about the adequacy of the internal financial controls system over financial reporting and their operating effectiveness. Our audit of internal financial controls over financial reporting included obtaining an understanding of internal financial controls over financial reporting, assessing the risk that a material weakness exists, and testing and evaluating the design and operating effectiveness of internal control based on the assessed risk. The procedures selected depend on the auditor’s judgment, including the assessment of the risks of material misstatement of the financial statements, whether due to fraud or error.

We believe that the audit evidence we have obtained is sufficient and appropriate to provide a basis for our audit opinion on the Company’s internal financial controls system over financial reporting.

Meaning of Internal Financial Controls Over Financial Reporting

A company's internal financial control over financial reporting is a process designed to provide reasonable assurance regarding the reliability of financial reporting and the preparation of financial statements for

external purposes in accordance with generally accepted accounting principles. A company's internal financial control over financial reporting includes those policies and procedures that

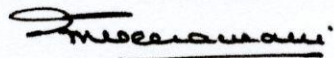
- 1) pertain to the maintenance of records that, in reasonable detail, accurately and fairly reflect the transactions and dispositions of the assets of the company;
- 2) provide reasonable assurance that transactions are recorded as necessary to permit preparation of financial statements in accordance with generally accepted accounting principles, and that receipts and expenditures of the company are being made only in accordance with authorisations of management and directors of the company; and
- 3) provide reasonable assurance regarding prevention or timely detection of unauthorised acquisition, use, or disposition of the company's assets that could have a material effect on the financial statements.

Inherent Limitations of Internal Financial Controls Over Financial Reporting

Because of the inherent limitations of internal financial controls over financial reporting, including the possibility of collusion or improper management override of controls, material misstatements due to error or fraud may occur and not be detected. Also, projections of any evaluation of the internal financial controls over financial reporting to future periods are subject to the risk that the internal financial control over financial reporting may become inadequate because of changes in conditions, or that the degree of compliance with the policies or procedures may deteriorate.

Opinion

In our opinion, the Company has, in all material respects, an adequate internal financial controls system over financial reporting and such internal financial controls over financial reporting were operating effectively as at March 31, 2021, based on "the internal control over financial reporting criteria established by the Company considering the essential components of internal control stated in the Guidance Note on Audit of Internal Financial Controls Over Financial Reporting issued by the Institute of Chartered Accountants of India".

For Ravi Prasad & Co
Chartered Accountants

P. M. Urethawani
Firm No: 023933
FR 002785 S

DDRC SRL DIAGNOSTICS PRIVATE LIMITED, MUMBAI
STATEMENT OF TOTAL INCOME FOR THE ASSESSMENT YEAR 2021-22

PAN NO: AACCD4433H

STATUS: COMPANY

<u>Income from business</u>	<u>Note</u>		
Profit as per Profit and Loss account			1,14,48,54,074
Add Depreciation as per Companies Act	II	9,94,34,029	
Loss on sale of Fixed Asset		3,48,721	
Interest on Shortfall of Advance Tax		42,56,150	
Provision for gratuity (Service cost + Finance cost)	XXIV	1,21,43,286	
Ind AS Adjustments	1	38,27,419	
Provision for Doubtful Debts	XXVI	1,72,686	
Donations	XXVI	1,90,860	12,03,73,151
			<u>1,26,52,27,225</u>
Less Depreciation as per IT act		7,33,89,555	
Gratuity paid		30,47,278	
Provision for Bad Debts (Disallowed in earlier years)	XXII	62,06,872	
Education cess (Refer note 3 below)		1,13,37,660	
Interest on bank deposits considered seperately	XXII	5,24,410	9,45,05,775
			<u>1,17,07,21,450</u>
 <u>Income from other sources</u>			
Interest on deposits	XXII		5,24,410
		Net Taxable Income	<u>1,17,12,45,860</u>
Total tax due @ 22%			25,76,74,089
Add: Surcharge @10%			2,57,67,409
			28,34,41,498
Add: Education Cess @4%			1,13,37,660
			<u>29,47,79,158</u>
Total tax payable			29,47,79,158
Less: TDS			2,30,22,423
Less: Advance tax paid			
	15-06-20	50,00,000	
	15-09-20	4,50,00,000	
	15-12-20	12,00,00,000	
	15-03-21	11,50,00,000	28,50,00,000
			<u>42,56,150</u>
Add: Interest u/s 234C			42,56,150
Refund			<u>89,87,115</u>

Notes: 1

<u>Ind AS adjustment charged to Profit & Loss account</u>		
Ind AS 109		
Depreciation on ROU Asset	8,55,889	
Less: Interest Income on rent deposit	7,52,941	1,02,948
Ind AS 116		
Interest Expense on lease liability	75,18,595	
Depreciation on ROU Asset	1,79,10,420	
Less: Accrued rent expense for the period	2,17,04,544	37,24,471
Total		38,27,419

Notes: 2

The company has opted to avail the lower tax benefits as per Section 115 BAA from Ay 2020-21. Accordingly the tax rate is calculated at 22%.

Notes: 3

Education cess is claimed as expenditure in line with the decision of jurisdictional Bombay High Court in the case of Sesa Gosa Ltd [117 taxmann.com 96 / 423 ITR 426 (Bom)] and by Rajasthan High Court in the case of CIT vs Chambal Fertilizers and Chemicals Ltd [ITA 52/2018 dt 31.07.2018].

Notes: 4

Bank Details

Bank Name	Federal Bank Ltd
A/c No	10580200013232
A/c Type	Current
IFSC Code	FDRL0001058

DDRC SRL DIAGNOSTICS PRIVATE LIMITED
(FORMERLY KNOWN AS DDRC PIRAMAL DIAGNOSTIC SERVICES PRIVATE LIMITED)
4TH FLOOR, PRIME SQUARE, PLOT NO:1
GAIWADI INDUSTRIAL ESTATE, S.V. ROAD, GOREGAON (WEST)
MUMBAI, MAHARASHTRA

BALANCE SHEET AS AT 31ST MARCH, 2021

Particulars	Note No.	As at 31 Mar 2021 Amount (Rs.)	As at 31 Mar 2020 Amount (Rs.)
ASSETS			
Non Current Assets			
(a) Property, Plant and Equipment	II	42,82,04,607	43,13,27,352
(b) Right-of-Use Asset	XVIII	5,71,97,843	7,51,08,263
(c) Other Intangible assets	II	73,45,926	81,29,609
(d) Financial Assets			
(i) Loans	III	13,63,48,687	13,53,32,998
(ii) Other financial Assets	IV	5,10,560	4,79,472
(e) Deferred tax assets (net)	V	3,48,18,100	2,68,90,800
(f) Other non-current assets	VI	2,69,93,045	2,78,90,234
Current Assets			
(a) Inventories	VII	7,92,01,719	6,58,07,235
(b) Financial Assets			
(i) Trade receivables	VIII	7,84,10,701	3,62,24,096
(ii) Cash and cash equivalents	IX	28,57,54,586	7,15,41,973
(c) Current Tax Assets (Net)	X	2,17,33,415	1,20,30,222
(d) Other current assets	XI	85,13,498	1,04,16,368
TOTAL ASSETS		1,16,50,32,687	90,11,78,622
EQUITY & LIABILITY			
EQUITY			
(a) Equity Share capital	XII	50,00,000	50,00,000
(b) Other Equity	XIII	93,45,97,177	64,21,52,571
LIABILITIES			
Non - Current Liabilities			
(a) Financial Liabilities			
(i) Lease Liabilities	XVIII	4,90,61,344	6,52,67,654
(b) Provision for employee benefits	XIV	5,08,20,959	4,76,20,113
Current Liabilities			
(a) Financial Liabilities			
(i) Trade payables	XV	6,38,89,505	4,46,01,990
(ii) Lease Liabilities	XVIII	1,62,06,310	1,41,85,949
(iii) Other financial Liabilities	XVI	37,24,095	35,84,864
(b) Other current liabilities	XVII	2,38,37,628	6,67,43,956
(c) Provision for employee benefits	XIV	1,78,95,669	1,20,21,525
TOTAL EQUITY AND LIABILITIES		1,16,50,32,687	90,11,78,622

Accounting Policy
Notes forming part of Financials

I
II - XXXIV

This is the Balance sheet referred to in our report of even date

Anand K
Director

Mangesh Shirodkar
Director

Dr. Ajith Joy
Director

For RGNPric & Co
Chartered Accountants
Mumbai

Kochi
7-May-2021

P. M. Venkumani
Partner M: 023933
FR 0027855

DDRC SRL DIAGNOSTICS PRIVATE LIMITED
(FORMERLY KNOWN AS DDRC PIRAMAL DIAGNOSTIC SERVICES PRIVATE LIMITED)
4TH FLOOR, PRIME SQUARE, PLOT NO:1
GAIWADI INDUSTRIAL ESTATE, S.V. ROAD, GOREGAON (WEST)
MUMBAI, MAHARASHTRA

STATEMENT OF PROFIT AND LOSS FOR THE YEAR ENDED 31st, MARCH 2021

Particulars	Note No.	For the Year Ended 31-03-2021	For the Year Ended 31-03-2020
		Amount (Rs.)	Amount (Rs.)
INCOME			
I Revenue from Operations	XIX	3,01,74,22,018	1,60,36,89,804
II Other Income	XX	85,47,174	22,01,694
III Total Income (I+II)		3,02,59,69,192	1,60,58,91,498
EXPENSES			
IV Cost of Materials Consumed	XXI	74,63,95,980	40,66,81,732
Employee Benefits Expenses	XXII	44,45,29,311	40,59,53,110
Finance Costs	XXIII	1,50,92,105	94,51,131
Depreciation and amortization expense	II (A)	11,82,00,338	9,83,67,872
Other Expenses	XXIV	55,68,97,384	52,91,06,433
Total expenses (IV)		1,88,11,15,118	1,44,95,60,278
V Profit before Exceptional Items and Tax (III-IV)		1,14,48,54,074	15,63,31,220
VI Exceptional Items		-	-
VII Profit/(Loss) before tax (V-VI)		1,14,48,54,074	15,63,31,220
VIII Tax Expense:			
(1) Current tax		29,47,79,158	4,59,23,330
(2) Provision relating to Previous year		-	8,41,094
(2) Deferred tax		(83,33,600)	(36,05,800)
IX Profit/(Loss) for the Year from Continuing Operations (VII-VIII)		85,84,08,516	11,31,72,596
X Profit/(Loss) from Discontinued operations		-	-
XI Tax Expense of Discontinued Operations		-	-
XII Profit/(Loss) from Discontinuing operations (after tax) (X-XI)		-	-
XIII Profit (Loss) for the Year (IX+XII)		85,84,08,516	11,31,72,596
XIV Other Comprehensive Income		12,08,090	(45,34,015)
A (i) Items that will not be reclassified to profit or loss			
Defined Benefits Plan Actuarial (Loss)/Gain		16,14,390	(60,58,915)
(ii) Income tax relating to items that will not be reclassified to profit or loss		(4,06,300)	15,24,900
B (i) Items that will be reclassified to profit or loss			
(ii) Income tax relating to items that will be reclassified to profit or loss			
XV Total Comprehensive Income for the Year (XIII+XIV)		85,96,16,606	10,86,38,581
(Comprising Profit/(Loss) and Other Comprehensive Income for the Year)			
XVI Earnings per share (face value Rs 10 per share) (basic and diluted)		1,719.23	217.28

Accounting Policy
Notes forming part of Financials

Anand K
Director

Kochi
7-May-2021

Mangesh Shirodkar
Director

Dr. Ajith Joy
Director

I
II - XXXIV

This is the statement
of Profit & Loss
referred to in our
report of even date

For Ramesh Chandra
Chartered Accountants

[Signature]
P.M. Veeraman, Partner
M No. 23933
FR 0027855

DDRC SRL DIAGNOSTICS PRIVATE LIMITED
(FORMERLY KNOWN AS DDRC PIRAMAL DIAGNOSTIC SERVICES PRIVATE LIMITED)
4TH FLOOR, PRIME SQUARE, PLOT NO:1
GAIWADI INDUSTRIAL ESTATE, S.V. ROAD, GOREGAON (WEST)
MUMBAI, MAHARASHTRA

CASH FLOW STATEMENT FOR THE YEAR ENDED 31st MARCH 2021

Particulars	As at 31-Mar-21 Amount (Rs.)	As at 31-Mar-20 Amount (Rs.)
Cash flows from operating activities		
Net profit before taxation	1,14,48,54,074	15,63,31,220
Add: Depreciation for current Year	11,82,00,338	9,83,67,872
Add: Interest Expense	-	6,50,083
Add: Interest on lease liabilities	75,18,595	60,02,043
Add: Loss on sale of fixed asset	3,48,721	-
Less: Gain on sale of fixed asset	-	8,41,146
Less: Interest on deposit	5,24,410	2,58,866
Operating profit before working capital changes	1,27,03,97,318	26,02,51,206
Less: Increase in Trade Receivables	4,21,86,605	28,14,803
Less: Increase in loans and advances	(9,28,482)	1,36,15,128
Less: Increase in inventories	1,33,94,484	1,47,93,943
Add: Increase in Lease liabilities	(1,41,85,949)	(81,00,435)
Add: Increase in current liabilities	(1,83,25,120)	(1,48,48,573)
Add: Increase in provisions	90,74,990	1,41,64,713
Cash generated from operations	1,19,23,08,632	22,02,43,037
Less: Advance Tax & TDS	30,80,22,423	5,49,80,748
Net cash flow from operating activities (A)	88,42,86,209	16,52,62,289
Cash flows from investing activities		
Increase in Fixed Assets (Including changes in capital WIP)	(9,73,96,323)	(10,89,68,185)
Sale of Fixed Asset	15,20,000	8,41,146
Increase in fixed deposits with more than 3 months maturity	3,97,76,412	(3,98,32,586)
Interest on deposit	5,24,410	2,58,866
Net cash used in investing activities (B)	(5,55,75,501)	(14,77,00,759)
Cash flows from financing activities		
Dividend Paid	(56,00,00,000)	-
Payment of lease liabilities	(75,18,595)	(60,02,043)
Payment towards CSR expenditure	(71,72,000)	(32,00,000)
Proceeds from new term loans - Secured	-	(1,25,70,968)
Interest Expense	-	(6,50,083)
Net cash used in financing activities (C)	(57,46,90,595)	(2,24,23,094)
Net increase in cash & cash equivalents (A+B+C)	25,40,20,113	(48,61,564)
Cash & cash equivalents at beginning of the Year	3,17,34,473	3,65,96,037
Cash & cash equivalents at end of the Year	28,57,54,586	3,17,34,473

Cash & Cash Equivalents - Reconciliation with Balance Sheet - as required under Ind-AS 7

Particulars	As at 31-Mar-21 Amount (Rs.)	As at 31-Mar-20 Amount (Rs.)
Cash & Cash equivalents as per Cash-Flow statements (at the end of Year)	28,57,54,586	3,17,34,473
Add: Fixed Deposits having a maturity not exceeding 3 months	-	3,98,07,500
Cash & Cash Equivalents as per Balance Sheet	28,57,54,586	7,15,41,973

This is the Cash Flow Statement referred to in our report of even date

Anand K
Director

Mangesh Shirodkar
Director

Dr. Ajith Joy
Director

For Ran Price Co
Chartered Accountants
[Signature]

P. H. Venkatesan, Partner
M: 023933 FR 0027855

DDRC SRL DIAGNOSTICS PRIVATE LIMITED
(FORMERLY KNOWN AS DDRC PIRAMAL DIAGNOSTIC SERVICES PRIVATE LIMITED)
4TH FLOOR, PRIME SQUARE, PLOT NO:1
GAIWADI INDUSTRIAL ESTATE, S.V. ROAD, GOREGAON (WEST)
MUMBAI, MAHARASHTRA

STATEMENT OF PURPOSE OF RESERVES FOR THE YEAR ENDED 31st MARCH 2021

Note: XIII(A)

1 Capital Redemption reserve

Represents reserve created consequent to redemption of preference shares to the extent of face value of such preference shares redeemed as required under Companies Act .

2 Capital Reserve

Represents reserve created consequent to redemption of preference shares having face value of Rs. 10/- each at discount of Rs. 6.6388

3 Securities Premium

Represents premium arising out of issue of Equity shares during the FY 2006-07 of Rs.10/- each at a premium of Rs.370.352 for 2,50,000 shares.

4 Corporate Social Responsibility Reserve

Represents Corporate Social Responsibility Reserve created for the purpose of compliance of Sec 135 of Companies Act 2013.

5 Retained earnings

Represents accumulation of retained earnings of earlier years.

DDRC SRL DIAGNOSTICS PRIVATE LIMITED
(FORMERLY KNOWN AS DDRC PIRAMAL DIAGNOSTIC SERVICES PRIVATE LIMITED)
4TH FLOOR, PRIME SQUARE, PLOT NO:1
GAIWADI INDUSTRIAL ESTATE, S.V. ROAD, GOREGAON (WEST)
MUMBAI, MAHARASHTRA

STATEMENT OF CHANGES IN EQUITY FOR THE YEAR ENDED 31 MARCH 2021

A. Equity Share Capital Amount (Rs.)

As at 1 April 2019	50,00,000
Changes in Equity share capital	-
As at 31 March 2020	50,00,000
Changes in Equity share capital	-
As at 31 March 2021	50,00,000

B. Other Equity Amount (Rs.)

	Reserves and Surplus					Total
	Capital Reserve	Securities Premium	Capital Redemption reserve	Corporate Social Responsibility Reserve	Retained earnings	
Balance as at 1 April 2019	4,48,12,000	9,25,88,000	11,25,00,000	35,02,000	28,41,16,640	53,75,18,640
Profit For the period					11,31,72,596	11,31,72,596
Other Comprehensive income for the Period					(45,34,015)	(45,34,015)
Total Comprehensive income for the Period	-	-	-	-	10,86,38,581	10,86,38,581
Transfer to CSR					(34,88,000)	(34,88,000)
Any other changes	-		-	2,88,000	(8,04,650)	(5,16,650)
Balance as at 31 March 2020	4,48,12,000	9,25,88,000	11,25,00,000	37,90,000	38,84,62,571	64,21,52,571
Profit For the Period					85,84,08,516	85,84,08,516
Other Comprehensive income for the Period					12,08,090	12,08,090
Total Comprehensive income for the Period	-	-	-	-	85,96,16,606	85,96,16,606
Dividend					(56,00,00,000)	(56,00,00,000)
Transfer to CSR					(33,82,000)	(33,82,000)
Any other changes			-	(37,90,000)	-	(37,90,000)
Balance as at 31 March 2021	4,48,12,000	9,25,88,000	11,25,00,000	-	68,46,97,177	93,45,97,177

Note 1: ACCOUNTING POLICIES

System of Accounting

- i) The company follows Mercantile System of accounting for income and expenditure. Bills are raised for Medical Testing charges when the samples are received for test and accounted as income.
- ii) The financial statements are prepared as per the revised Schedule III as applicable for companies to which Ind-AS is applicable.

Fixed Assets and Depreciation

- i) Fixed assets are disclosed at historical cost less depreciation. All direct expenses incurred on construction/installation of assets are capitalized.
- ii) Depreciation on fixed assets is provided on straight line method at the rate and in the manner specified in schedule II of the Companies Act 2013.
- iii) Interior decorations, fixtures and expenditures on leasehold land are amortized evenly throughout their useful life on estimated basis. The useful life of the asset is estimated as five years and the residual value as five percentage of cost.
- iv) Depreciation on Goodwill , Brand and Trademarks are amortized over a period of ten years
- v) The written down value of assets are reviewed at each balance sheet date for indicators of impairment based on internal/external factors. An impairment loss is recognized wherever the carrying amount of an asset exceeds its recoverable amount. The recoverable amount is the greater of the assets net selling price and value in use.
- vi) Computer software is amortized evenly throughout their useful life on estimated basis. The useful economic life is subject to annual review and impairment loss, if any, is charged to Statement of Profit & Loss.
- vii) Residual value for Medical equipment, Plant and machinery (Excluding Air-conditioner), Building and Software is taken Re.1. For other assets the residual value as five percentage of cost.
- viii) Depreciation in respect of Assets acquired during the year whose actual cost does not exceed Rs.5000/- has been provided at 100% save the residual cost.
- ix) The residual value and the useful life of an asset is reviewed periodically and, if expectations differ from previous estimates, the change(s) are accounted for as a change in an accounting estimate and revised useful life is applied accordingly.

Ind AS 116

Ind AS 116 has replaced existing leases standard with effect from 01.04.2019, Ind AS 17 Leases (Ind AS 17) and sets out the principles for the recognition, measurement, presentation and disclosure of leases for both lessees and lessors. It introduces a single, on-balance sheet lessee accounting model for lessees. A lessee recognises present value of the lease payment (discounted using incremental borrowing rate) as right-of-use asset representing its right to use the underlying asset and a lease liability representing its obligation to make lease payments and lease rent expense will be replaced with the amortization of right-of use-asset and interest accrued on lease liability. The standard also contains enhanced disclosure requirements for lessees and will have consequential impact on cash flows categories as well. The new standard substantially carries forward the lessor accounting requirements in Ind AS 17.

The Company has applied the provisions of this standard only in respect of those lease agreements other than short term leases. Where the non-cancellable period in the lease agreements entered into by the Company are for a period of less than one year, such leases fall within the meaning of short term lease as per the standard and thus qualifies for exemption as per para 5 to 8 of Ind AS 116. Accordingly, this standard is not applied for short term leases.

Others

Expenses/income less than rupees ten thousand, if any, are not treated as prior period items as they are not material considering the scale of operations of the company.

Taxation

- i) Current tax is determined as the amount payable in respect of taxable income for the year.
- ii) Deferred tax asset and liabilities representing timing differences between accounting income and taxable income are recognized at current rates of tax to the extent considered capable of being reversed in subsequent years.
- iii) Provision for taxation for the year is ascertained on the basis of assessable profits computed in accordance with the provisions of the Income Tax Act, 1961

DDRC SRL DIAGNOSTICS PRIVATE LIMITED
(FORMERLY KNOWN AS DDRC PIRAMAL DIAGNOSTIC SERVICES PRIVATE LIMITED)
 4TH FLOOR PRIME SQUARE, PLOT NO.1
 GAIWADI INDUSTRIAL ESTATE, S.V.ROAD, GOREGAON (WEST)
 MUMBAI, MAHARASHTRA

NOTES FORMING PART OF BALANCE SHEET AS AT 31 MARCH 2021

Non-Current Assets
 NOTE : II

Particulars of Assets	Gross Block of Assets				Depreciation			Net Block of Assets	
	As on 01.04.20	Addition for the period	Sale/Adj During the period	As on 31.03.21	As on 01.04.20	Depreciation for the period	Adjustments or Deletion	As on 31.03.21	As on 31.03.21
PROPERTY, PLANT AND EQUIPMENT :									
BUILDING (Borewell)	34,694	-	-	34,694	34,693	-	-	34,693	1
FURNITURE & FITTINGS	5,71,44,206	31,90,510	38,96,663	5,64,38,053	2,36,00,899	58,46,551	-	2,55,50,787	3,08,87,266
A) FURNITURE & FITTINGS-GENERAL	31,74,07,473	3,74,75,057	56,21,206	34,92,61,325	16,35,85,572	4,71,09,848	-	20,50,74,215	14,41,87,110
B) LEASEHOLD IMPROVEMENTS	1,33,10,303	20,40,367	6,84,050	1,46,66,620	71,98,829	20,42,237	6,84,050	85,57,016	61,09,604
C) OFFICE EQUIPMENTS	20,52,90,806	1,99,83,397	2,09,84,283	20,42,89,920	8,46,01,325	2,03,24,875	-	8,39,41,917	12,06,89,481
PLANT AND MACHINERY	23,15,319	-	99,450	22,15,869	10,44,669	2,25,397	-	11,70,616	10,45,253
A) PLANT AND MACHINERY GENERAL	2,63,43,571	13,04,846	21,11,560	2,55,36,857	1,00,44,784	36,19,914	-	1,15,53,138	1,39,83,719
B) AIR CONDITIONER - OFFICE	12,18,87,936	2,48,19,190	69,52,403	13,97,54,723	3,75,59,913	1,04,00,852	50,83,682	4,28,77,083	9,68,77,640
C) AIR CONDITIONER - LAB	4,80,75,532	53,60,968	44,35,690	4,90,00,810	3,62,70,902	66,33,078	-	3,84,68,291	1,05,32,519
D) MEDICAL EQUIPMENTS	26,58,706	8,03,830	6,79,204	34,62,536	15,34,313	2,91,505	-	18,25,818	11,24,393
COMPUTERS	61,99,573	9,27,838	4,54,64,509	64,48,207	38,64,868	6,65,768	6,79,204	38,51,432	25,96,775
A) COMPUTERS - GENERAL	80,06,68,119	9,59,06,003	-	85,11,09,614	36,93,40,767	9,71,60,026	4,35,95,788	42,29,05,006	42,82,04,607
B) COMPUTERS - SERVERS AND NETWORKS	11,20,02,143	-	-	11,20,02,143	11,20,02,143	-	-	11,20,02,143	43,13,27,352
VEHICLES	1,32,32,397	11,68,180	-	1,44,00,577	66,78,581	13,32,532	-	80,11,113	63,89,464
GOODWILL	1,01,04,599	3,22,140	-	1,04,26,739	85,28,806	9,41,471	-	94,70,277	9,56,462
TOTAL	2,33,36,996	14,90,320	-	2,48,27,316	1,52,07,387	22,74,003	-	1,74,81,390	73,45,926
OTHER INTANGIBLE ASSETS:									
COMPUTERS - SOFTWARE FOR SERVER	93,60,07,258	9,73,96,323	4,54,64,509	98,79,39,073	49,65,50,297	9,94,34,029	4,35,95,788	55,23,88,539	43,55,50,533
COMPUTERS - SOFTWARE GENERAL	83,11,03,571	12,58,08,305	2,09,04,618	93,60,07,258	43,21,27,006	8,53,27,909	2,09,04,618	49,65,50,297	43,94,56,961
TOTAL FIXED ASSETS	93,60,07,258	9,73,96,323	4,54,64,509	98,79,39,073	49,65,50,297	9,94,34,029	4,35,95,788	55,23,88,539	43,55,50,533
Previous Year (As on 31.03.2020)	83,11,03,571	12,58,08,305	2,09,04,618	93,60,07,258	43,21,27,006	8,53,27,909	2,09,04,618	49,65,50,297	43,94,56,961

NOTE : II (A)

	As on 31.03.21	As on 31.03.20
Depreciation As per Note II	9,94,34,029	8,53,27,909
Depreciation on ROU as per IND AS 116	1,79,10,420	1,24,45,775
Depreciation on ROU as per IND AS 109	8,55,889	5,94,188
Depreciation debited to P&L	11,82,00,338	9,83,67,872

DDRC SRL DIAGNOSTICS PRIVATE LIMITED
(FORMERLY KNOWN AS DDRC PIRAMAL DIAGNOSTIC SERVICES PRIVATE LIMITED)
4TH FLOOR, PRIME SQUARE, PLOT NO:1
GAIWADI INDUSTRIAL ESTATE, S.V. ROAD, GOREGAON (WEST)
MUMBAI, MAHARASHTRA

NOTES FORMING PART OF BALANCE SHEET AS AT 31 MARCH 2021

Note III : Loans

Particulars	As at 31-Mar-21	As at 31-Mar-20
Security Deposits		
Considered good - Unsecured	13,63,48,687	13,53,32,998
Which have significant increase in Credit Risk	-	-
Credit impaired	-	-
Total	13,63,48,687	13,53,32,998

Note IV : Other Financial Assets

Particulars	As at 31-Mar-21	As at 31-Mar-20
Bank deposits with more than 12 months maturity *	5,03,376	4,24,106
Interest Accrued on Fixed Deposits	7,184	55,366
Total	5,10,560	4,79,472

A bank guarantee of Rs. 2,65,000/- has been taken against the deposit in favour of KSEB Ltd.

Note V : Deferred Tax Assets (Net)

Particulars	As at 31-Mar-21	As at 31-Mar-20
Deferred Tax Asset		
Depreciation	1,86,18,500	1,19,93,000
Gratuity	1,41,25,100	1,22,42,100
Provision for doubtful debts	43,500	15,62,100
IND AS 116 adjustments	20,31,000	10,93,600
Net Deferred Tax Asset/(Liability)	3,48,18,100	2,68,90,800

Note VI : Other non-current assets

Particulars	As at 31-Mar-21	As at 31-Mar-20
Capital Advance		
Unsecured, considered good	-	41,300
Disputed Tax Paid	2,51,12,412	2,51,12,412
Prepaid Rent -Non Current	18,80,633	27,36,522
Total	2,69,93,045	2,78,90,234

B. Current Assets

Note VII : Inventory

Particulars	As at 31-Mar-21	As at 31-Mar-20
Consumables (Valued at lower of cost and net realisable value)		
Reagents and Chemicals	7,23,37,346	5,85,00,690
Stationery	68,64,373	73,06,545
Total	7,92,01,719	6,58,07,235

Note VIII : Trade Receivables

Particulars	As at 31-Mar-21	As at 31-Mar-20
Considered good - Secured	-	-
Considered good - Unsecured	7,66,83,496	3,48,90,730
Which have significant increase in Credit Risk	17,27,205	13,33,366
Credit impaired	1,72,686	62,06,872
Less: Provision for doubtful debts	(1,72,686)	(62,06,872)
Total	7,84,10,701	3,62,24,096

Note IX: Cash and Bank Balances

Particulars	As at 31-Mar-21	As at 31-Mar-20
Cash and Cash Equivalents		
a. Balances with Banks	27,84,10,988	3,05,19,363
b. Cheque/Draft on hand	-	1,45,596
c. Cash in hand	73,43,598	8,78,103
Other Bank Balances		
a. Fixed Deposit with Bank	-	3,98,07,500
b. Interest Accrued on Fixed Deposits	-	1,91,411
Total	28,57,54,586	7,15,41,973

Note X : Current Tax Assets (Net)

Particulars	As at 31-Mar-21	As at 31-Mar-20
Advance Tax & TDS (net of Provision for Income Tax)	2,17,33,415	1,20,30,222
Total	2,17,33,415	1,20,30,222

Note XI : Other Current Assets

Particulars	As at 31-Mar-21	As at 31-Mar-20
Advance - Others Unsecured, considered good;		
Other Advances	3,99,676	26,97,424
Prepaid Expenses	72,57,933	68,63,055
Prepaid Rent - Current	8,55,889	8,55,889
Total	85,13,498	1,04,16,368

C. Equity

Note XII : Equity Share Capital

Particulars	As at 31-Mar-21		As at 31-Mar-20	
	Number	Amount (Rs.)	Number	Amount (Rs.)
Authorised Capital:				
Equity shares of Rs.10/- each	10,00,000	1,00,00,000	10,00,000	1,00,00,000
	10,00,000	1,00,00,000	10,00,000	1,00,00,000
Issued Capital:				
Equity shares of Rs.10/- each as fully paid for consideration in cash	10,000	1,00,000	10,000	1,00,000
Equity shares of Rs.10/- each allotted as fully paid up pursuant to a Memorandum of Succession for consideration other than cash	2,40,000	24,00,000	2,40,000	24,00,000
Equity shares of Rs.10/- each issued at a premium of Rs.370.352	2,50,000	25,00,000	2,50,000	25,00,000
	5,00,000	50,00,000	5,00,000	50,00,000
Subscribed, Called Up and Paid Up Capital:				
Equity shares of Rs.10/- each as fully paid for consideration in cash	10,000	1,00,000	10,000	1,00,000
Equity shares of Rs.10/- each allotted as fully paid up pursuant to a Memorandum of Succession for consideration other than cash	2,40,000	24,00,000	2,40,000	24,00,000
Equity shares of Rs.10/- each issued at a premium of Rs.370.352	2,50,000	25,00,000	2,50,000	25,00,000
	5,00,000	50,00,000	5,00,000	50,00,000

Reconciliation of number of shares

Particulars	As at 31-Mar-21		As at 31-Mar-20	
	Number	Amount (Rs.)	Number	Amount (Rs.)
Equity Shares				
Shares outstanding at the beginning of the year	5,00,000	50,00,000	5,00,000	50,00,000
Shares issued during the year				
Shares transferred during the year				
Shares outstanding at the end of the year	5,00,000	50,00,000	5,00,000	50,00,000

List of shareholders holding more than 5%

Particulars	As at 31-Mar-21		As at 31-Mar-20	
	Number of shares held	Percentage of holding	Number of shares held	Percentage of holding
Equity Shares				
SRL Diagnostics (P) Ltd. (Formerly known as Piramal Diagnostic Services (P) Ltd.)	2,50,000	50.00%	2,50,000	50.00%
Mrs.Elsy Joseph.K	1,31,250	26.25%	1,31,250	26.25%
Dr.Ajith Joy	1,18,750	23.75%	1,18,750	23.75%
Total	5,00,000	100.00%	5,00,000	100.00%

Note XIII : Other Equity

Particulars	As at 31-Mar-21	As at 31-Mar-20
Capital Reserve		
Opening Balance	4,48,12,000	4,48,12,000
Closing Balance	4,48,12,000	4,48,12,000
Capital Redemption Reserve		
Opening Balance	11,25,00,000	11,25,00,000
Closing Balance	11,25,00,000	11,25,00,000
Securities Premium Account		
Opening Balance	9,25,88,000	9,25,88,000
Closing Balance	9,25,88,000	9,25,88,000
Corporate Social Responsibility Reserve		
Opening balance		
Add : Transfer from Profit and Loss account	37,90,000	35,02,000
Less : Amount spent for CSR	33,82,000	34,88,000
	71,72,000	32,00,000
Closing Balance	-	37,90,000
Surplus in statement of Profit & Loss		
Opening balance	38,84,62,571	28,41,16,640
Less :Impact on account of adoption of IND AS 116 & 109	-	8,04,650
	38,84,62,571	28,33,11,990
Add: Balance from Statement of Profit & Loss	85,96,16,606	10,86,38,581
Less :Transfer to Corporate Social Responsibility Reserve	33,82,000	34,88,000
Less: Payment of Interim Dividend	56,00,00,000	-
Closing Balance	68,46,97,177	38,84,62,571
Total	93,45,97,177	64,21,52,571

D. Non-Current Liabilities

Preference Share capital

Particulars	As at 31-Mar-21		As at 31-Mar-20	
	Number	Amount (Rs.)	Number	Amount (Rs.)
Authorised Capital:				
Preference shares of Rs.10/- each	1,15,00,000	11,50,00,000	1,15,00,000	11,50,00,000
	1,15,00,000	11,50,00,000	1,15,00,000	11,50,00,000
Issued Capital:				
Preference shares of Rs.10/- each allotted as fully paid	-	-	-	-
	-	-	-	-
Subscribed, Called Up and Paid Up Capital:				
Preference shares of Rs.10/- each allotted as fully paid	-	-	-	-
	-	-	-	-

Reconciliation of number of shares

Particulars	As at 31-Mar-21		As at 31-Mar-20	
	Number	Amount (Rs.)	Number	Amount (Rs.)
Preference Shares				
Shares outstanding at the beginning of the year	-	-	-	-
Shares issued during the year	-	-	-	-
Shares redeemed during the period	-	-	-	-
Shares outstanding at the end of the period	-	-	-	-

Note XIV : Provision for employee benefits

Particulars	As at 31-Mar-21	As at 31-Mar-20
Non Current Provision		
Provision for employee benefits		
- Provision for Gratuity	5,08,20,959	4,76,20,113
Total	5,08,20,959	4,76,20,113
Current Provision		
Provision for employee benefits		
- Provision for Gratuity	53,02,297	10,21,525
- Provision for Bonus	1,25,93,372	1,10,00,000
Total	1,78,95,669	1,20,21,525

The company is not having any scheme for leave encashment.

E. Current Liabilities

Note XV : Trade Payables

Particulars	As at 31-Mar-21	As at 31-Mar-20
Trade Payables		
Total outstanding dues of Micro Enterprises and Small enterprises	1,11,77,141	61,83,299
Total outstanding dues of Creditors other than micro enterprises and small enterprises	5,27,12,364	3,84,18,691
Total	6,38,89,505	4,46,01,990

Disclosures as required under the Micro, Small and Medium Enterprises Development Act, 2006 ("the Act") based on the information available with the Company are given below:

Particulars	As at 31-Mar-21	As at 31-Mar-20
The principal amount remaining unpaid to any supplier as at the end of the year	1,11,77,141	61,83,299
The interest due on the principal remaining outstanding as at the end of the year	-	-
The amount of interest paid under the Act, along with the amounts of the payment made beyond the appointed day during the year	-	-
The amount of interest due and payable for the period of delay in making payment (which have been paid but beyond the appointed day during the year) but without adding the interest specified under the Act	-	-
The amount of interest accrued and remaining unpaid at the end of the year	-	-
The amount of further interest remaining due and payable even in the succeeding years, until such date when the interest dues as above are actually paid to the small enterprise, for the purpose of disallowance as a deductible expenditure under the Act	-	-

Note XVI : Other Financial Liabilities

Particulars	As at 31-Mar-21	As at 31-Mar-20
Sundry Creditors for Fixed Assets	37,24,095	35,84,864
Total	37,24,095	35,84,864

Note XVII : Other Current Liabilities

Particulars	As at 31-Mar-21	As at 31-Mar-20
Others		
Statutory Liabilities	68,80,338	1,02,24,111
Other Payables	1,15,79,929	5,04,47,659
Security Deposits	53,77,361	60,72,186
Total	2,38,37,628	6,67,43,956

NOTE: XVIII

Ind AS 116 has replaced existing leases standard with effect from 01.04.2019, Ind AS 17 Leases (Ind AS 17) and sets out the principles for the recognition, measurement, presentation and disclosure of leases for both lessees and lessors. It introduces a single, on-balance sheet lessee accounting model for lessees. A lessee recognizes present value of the lease payment (discounted using incremental borrowing rate) as right-of-use asset representing its right to use the underlying asset and a lease liability representing its obligation to make lease payments and lease rent expense will be replaced with the amortization of right-of use-asset and interest accrued on lease liability. The standard also contains enhanced disclosure requirements for lessees and will have consequential impact on cash flows categories as well. The new standard substantially carries forward the lessor accounting requirements in Ind AS 17.

The Company has applied the provisions of this standard only in respect of those lease agreements other than short term leases. Where the non-cancellable period in the lease agreements entered into by the Company are for a period of less than one year, such leases fall within the meaning of short term lease as per the standard and thus qualifies for exemption as per para 5 to 8 of Ind AS 116. Accordingly, this standard is not applied for short term leases

Following are the changes in the carrying value of right of use assets for the period ended

Particulars	31-03-21	31-03-20
	Amount	Amount
Balance as at beginning of period	7,51,08,263	2,19,78,320
Additions	0	6,55,75,718
Less: Depreciation	1,79,10,420	1,24,45,775
Balance as at end of the period	5,71,97,843	7,51,08,263

The aggregate depreciation expense on ROU asset is included under depreciation and amortisation expense in the Statement of Profit and Loss

The following is the breakup of current and non-current lease liabilities as at

Particulars	31-03-21	31-03-20
	Amount	Amount
Current lease liabilities	1,62,06,310	1,41,85,949
Non-current lease liabilities	4,90,61,344	6,52,67,654
Total	6,52,67,654	7,94,53,603

The following is the movement in lease liabilities during the period ended

Particulars	31-03-21	31-03-20
	Amount	Amount
Balance as at beginning of period	7,94,53,603	2,27,65,014
Additions	-	6,55,75,718
Add: Finance Cost accrued during the period as per IND AS 116	75,18,595	60,02,043
Less: lease liabilities for the period as per rent agreement	2,17,04,544	1,48,89,172
Balance as at end of the period	6,52,67,654	7,94,53,603

The table below provides details regarding the contractual maturities of lease liabilities as at the end of the period on an undiscounted basis.

Particulars	Amount	Amount
	Less than one year	2,21,42,079
One to five years	5,49,67,245	7,71,09,324
Total	7,71,09,324	9,88,13,868

Rent expenses debited to statement of Profit and Loss on short term leases which IND AS 116 is not applicable is Rs. 1455.44 Lakhs for the Period ended March 31, 2021.

DDRC SRL DIAGNOSTICS PRIVATE LIMITED
(FORMERLY KNOWN AS DDRC PIRAMAL DIAGNOSTIC SERVICES PRIVATE LIMITED)
4TH FLOOR, PRIME SQUARE, PLOT NO:1
GAIWADI INDUSTRIAL ESTATE, S.V. ROAD, GOREGAON (WEST)
MUMBAI, MAHARASHTRA

NOTES FORMING PART OF STATEMENT OF PROFIT AND LOSS FOR THE YEAR ENDED
31 MAR, 2021

Note XIX : Revenue from Operations

Particulars	31-Mar-21	31-Mar-20
Laboratory/Clinical Services	3,01,74,22,018	1,60,36,89,804
Total	3,01,74,22,018	1,60,36,89,804

Note XX : Other Income

Particulars	31-Mar-21	31-Mar-20
Interest Income :		
- On Bank Deposits	5,24,410	2,58,866
- On Electricity Deposits	2,31,522	1,95,069
- On finance Asset carried at amortised cost	7,52,941	4,89,460
Other Non - Operating Income :		
- Miscellaneous Income	8,31,429	4,17,153
- Gain on sale of fixed asset	-	8,41,146
- Provision for Doubtful debts Written back	62,06,872	-
Total	85,47,174	22,01,694

Note XXI : Cost of Materials Consumed

Particulars	31-Mar-21	31-Mar-20
Opening Stock	5,85,00,690	4,52,82,997
Add : Purchases	74,87,96,479	39,67,62,159
	80,72,97,169	44,20,45,156
Less: Closing Stock	7,23,37,346	5,85,00,690
	73,49,59,823	38,35,44,466
External Test Charges	1,14,36,157	2,31,37,266
Total	74,63,95,980	40,66,81,732

Note XXII : Employee Benefit Expense

Particulars	31-Mar-21	31-Mar-20
Salary, Wages & Bonus	25,92,63,635	22,02,99,883
Contribution to Provident fund	1,59,02,969	1,00,01,955
Contribution to ESIC	49,34,918	53,08,809
Contribution to Labour Welfare Fund	2,71,000	2,51,760
Provision for Gratuity	88,25,926	65,71,744
Remuneration to Directors	4,33,77,808	3,34,98,000
Wages to Contract Workers	10,75,91,792	12,53,50,624
Staff Welfare Expenses	43,61,263	46,70,335
Total	44,45,29,311	40,59,53,110

Note XXIII : Finance Cost

Particulars	31-Mar-21	31-Mar-20
Interest to bank	-	6,50,083
Interest - Others	33,17,360	27,99,005
Interest - on Lease liabilities	75,18,595	60,02,043
Interest on Income Tax	42,56,150	-
Total	1,50,92,105	94,51,131

Note XXIV : Other Expenses

Particulars	31-Mar-21	31-Mar-20
Rent	14,55,44,177	14,15,13,062
Rates and Taxes	29,33,103	20,09,188
Insurance	7,72,049	6,93,817
Commission	4,81,46,985	4,31,50,458
Repairs and Maintenance		
- Plant and Machinery	2,56,81,812	2,11,18,713
- Building	46,21,571	33,76,280
- Others	40,28,236	13,99,919
Printing & Stationery	2,37,59,503	2,45,25,951
Books and Periodicals	5,27,157	6,09,105
Power & Fuel	3,87,66,178	4,06,95,388
Postage & Courier	2,02,139	10,48,269
Communication	1,17,91,611	1,06,08,167
Travelling And Conveyance	2,37,87,576	1,85,82,494
Professional fees	10,56,03,630	10,11,41,801
Remuneration to Auditors		
- Statutory Audit	7,43,400	7,43,400
- Tax Audit	84,960	81,420
- Other	1,18,000	63,130
Sales Promotion expenses	9,04,87,774	9,65,26,655
Donation	1,90,860	4,35,507
Bank Charges	99,98,856	77,46,234
NABL Expense	6,91,550	7,30,508
Security Charges	78,59,676	55,10,871
Provision for Doubtful Debts	1,72,686	17,17,525
Bad Debts Written off	62,06,872	-
Other Expenses	38,28,302	50,78,571
Loss on Sale /Exchange of Fixed Assets	3,48,721	-
Total	55,68,97,384	52,91,06,433

XXV. Employee benefits plans

(i) Defined contribution plans

Provident fund

In accordance with 'Employees' provident fund & miscellaneous provisions Act 1952', employees are entitled to receive benefits under the provident fund. Both the employee and the employer make monthly contributions to the plan at a predetermined rate of an employee's basic salary. All employees have an option to make additional voluntary contributions. These contributions are made to the fund administered and managed by the Government of India (GOI). The Company has no further obligations under the fund managed by the GOI beyond its monthly contributions which are charged to Statement of Profit and Loss in the period they are incurred. The Company recognised Rs. 159.02 Lakhs (Year ended 31 March 2020 : Rs. 100.02 Lakhs) for Provident fund contributions in the Statement of Profit and Loss.

Employee State Insurance

In accordance with 'Employees' State Insurance Act, 1948', specified employees are entitled to receive benefits under the employees' state insurance (ESI). Both the employee and the employer make monthly contributions to the plan at a predetermined rate of such employee's eligible salary. These contributions are made to the fund administered and managed by the Government of India (GOI). The Company has no further obligations under the fund managed by the GOI beyond its monthly contributions which are charged to Statement of Profit and Loss in the period they are incurred. The Company recognised Rs. 49.35 Lakhs (Year ended 31 March 2020 : Rs. 53.09 Lakhs) for ESI contributions in the Statement of Profit and Loss.

(ii) Defined benefit plans

Gratuity

The Company has a defined benefit gratuity plan, wherein every employee who has completed five years or more of service gets a gratuity on departure at 15 days salary (last drawn salary) for each completed year of service in terms of the provisions of Gratuity Act, 1972. Gratuity plan is unfunded.

These plans typically expose the Company to actuarial risks such as: Asset Liability Matching Risk, Interest rate risk, Mortality risk and salary risk.

Asset Liability Matching Risk	The plan faces the ALM risk as to the matching cash flow. Company has to manage pay-out based on pay as you go basis from own funds.
Interest rate risk	A fall in the discount rate which is linked to the G.Sec. Rate will increase the present value of the liability requiring higher provision.
Mortality risk	Since the benefits under the plan is not payable for life time and payable till retirement age only, plan does not have any longevity risk.
Salary risk	The present value of the defined benefit plan liability is calculated by reference to the future salaries of members. As such, an increase in the salary of the members more than assumed level will increase the plan's liability.

In respect of the plan, the most recent actuarial valuation of the present value of the defined benefit obligation were carried out as at 31 March 2021 by the Fellow of the Institute of Actuaries of India, Mr. D K Pandit. The present value of the defined benefit obligation and the related current service cost and past service cost, were measured using the projected unit credit method.

The principal assumptions used for the purposes of the actuarial assumptions were as follows:

	As at 31 March 2021	As at 31 March 2020
Discount rate	6.82%	6.82%
Expected rate of salary increase	5.00%	7.00%
Longevity (Mortality) rate	Indian Assured Lives Mortality (2006-08) Ult	Indian Assured Lives Mortality (2006-08) Ult
Employee turnover	Service <5 28% Service >=5 2%	2.00%

Statement of profit and loss

	Year ended 31 March 2021 (Rupees in Lakhs)	Year ended 31 March 2020 (Rupees in Lakhs)
Service cost	88,25,926	65,71,744
Current service cost	33,17,360	27,99,005
Net interest expense	<u>1,21,43,286</u>	<u>93,70,749</u>
Components of defined benefit costs recognized in Statement of Profit and Loss		
Remeasurement on the net defined benefit liability:		
- Actuarial (Gains)/losses arising from changes in demographic assumptions	(55,83,377)	-
- Actuarial (Gains)/losses arising from changes in financial assumptions	(1,55,02,145)	58,80,793
- Actuarial (gains)/ losses arising from experience adjustments	1,94,71,132	1,78,122
Components of defined benefit costs recognised in other comprehensive income	<u>(16,14,390)</u>	<u>60,58,915</u>
Total defined benefit cost recognized in Statement of Profit and Loss and Other Comprehensive Income	<u>1,05,28,896</u>	<u>1,54,29,664</u>

The current service cost and the net interest expense for the year are included in the 'Employee benefits expense' and 'Finance costs' line item respectively in the Statement of profit and loss. The remeasurement of the net defined benefit liability is included in other comprehensive income.

The amount included in the Balance Sheet arising from the entity's obligation in respect of its defined benefit plans is as follows:

	As at 31 March 2021 (Rupees in Lakhs)	As at 31 March 2020 (Rupees in Lakhs)
Balance sheet		
Details of Provision for gratuity		
Present value of unfunded defined benefit obligation	5,61,23,256	4,86,41,638
	5,61,23,256	4,86,41,638
	Year ended 31 March 2021 (Rupees in Lakhs)	Year ended 31 March 2020 (Rupees in Lakhs)
Movement in the present value of the defined benefit obligation are as follows:		
Opening defined benefit obligation	4,86,41,638	3,59,76,925
Current service cost	88,25,926	65,71,744
Total gratuity expenses	88,25,926	65,71,744
Interest cost	33,17,360	27,99,005
Employer direct benefit payments		
Actuarial (Gains)/losses arising from changes in demographic assumptions	(55,83,377)	-
Actuarial (Gains)/LOSSES arising from changes in financial assumptions	(1,55,02,145)	58,80,793
- Actuarial (gains)/ losses arising from experience adjustments	1,94,71,132	1,78,122
Benefits paid	(30,47,278)	(27,64,951)
Closing defined benefit obligation	5,61,23,256	4,86,41,638

Significant actuarial assumptions for the determination of the defined obligation are discount rate, expected salary increase and attrition rate. The sensitivity analysis below have been determined based on reasonably possible changes of the respective assumptions occurring at the end of the reporting period, while holding all other assumptions constant.

	As at 31 March 2021 (Rupees in Lakhs)	As at 31 March 2020 (Rupees in Lakhs)
If the discount rate is increases by 1%	5,03,08,978	4,25,39,057
If the discount rate is decreases by 1%	6,31,34,722	5,61,04,701
If the expected salary growth increases by 1%	6,31,94,386	5,60,14,556
If the expected salary growth decreases by 1%	5,01,65,575	4,24,96,354
If attrition rate increases by 1%	5,72,45,271	4,83,55,423
If attrition rate decreases by 1%	5,48,04,235	4,89,51,502

The sensitivity analysis have been determined based on reasonably possible changes of the respective assumptions occurring at the end of the reporting period, while holding all other assumptions constant. The sensitivity analysis presented above may not be representative of the actual change in the projected benefit obligation as it is unlikely that the change in assumptions would occur in isolation of one another as some of the assumptions may be correlated. Furthermore, in presenting the above sensitivity analysis, the present value of the projected benefit obligation has been calculated using the projected unit credit method at the end of the reporting period, which is the same method as applied in calculating the projected benefit obligation as recognised in the balance sheet.

There was no change in the methods and assumptions used in preparing the sensitivity analysis from prior years.

The weighted average duration of the projected benefit obligation as at 31 March 2021 is 13 years (31 March 2020: 16 years).

The defined benefit plans shall mature after year end 31 March 2021 as follows:

	(Rupees in Lakhs)
Expected total benefits	Defined benefit obligation
As at 31 March 2022	53,02,297
As at 31 March 2023	18,02,783
As at 31 March 2024	26,00,795
As at 31 March 2025	32,58,403
As at 31 March 2026	18,87,295
Sum of years 6 to 10	2,02,24,427
Thereafter	11,66,44,611

The estimates of future salary increases, considered in actuarial valuation, takes into account the inflation, seniority, promotion and other relevant factors, such as supply and demand in the employment market.

	As at 31 March 2021 (Rupees in Lakhs)	As at 31 March 2020 (Rupees in Lakhs)
Experience adjustments		
Projected benefit obligation	5,61,23,256	4,86,41,638
Experience adjustment on plan liabilities- (loss)	-	-

NOTE: XXVI**Reconciliation between Taxable income and Accounting Profit (As per Para 85 - Ind AS 12)**

Particulars	31-03-21	31-03-20
Income Tax Recognised in profit and loss account		
Current Tax		
In respect of the current year	29,47,79,158	4,59,23,330
Deffered Tax		
In respect of the current year	(87,39,900)	(20,80,900)
Total Income tax expenses recognised in profit and loss account	28,60,39,258	4,38,42,430
Income tax expense for the year reconciled to the accounting profit		
Profit before Tax	1,14,48,54,074	15,63,31,220
Add/Less: Adjustment in Other Comprehensive Income		
	1,14,48,54,074	15,63,31,220
Income Tax Rate	25.17%	25.17%
Income Tax expense	28,81,36,873	3,93,45,441
Admissble expenses	(2,36,53,230)	(1,87,19,743)
Inadmissible expenses	2,93,32,230	2,43,75,633
IND AS Adjustments	9,63,285	9,21,999
Chapter VIA deductions	-	-
Income Tax expenses recognised in Profit and loss account	29,47,79,158	4,59,23,330
Income Tax recognised in Other Comprehensive Income Defered Tax		
Arising on income and expenses recognised in Other Comprehensive Income	16,14,390	(60,58,915)
Income Tax recognised in Other Comprehensive Income	(4,06,300)	15,24,900

NOTES FORMING PART OF FINANCIAL STATEMENTS

XXVII. The details of contingent liabilities and commitments are as under :
(Disclosed in terms of *Ind-AS 37* on Provisions, Contingent Liabilities and Contingent Assets)

Contingent Liabilities

i) Details of Contingent Liabilities are as below :

Particulars	<u>As at</u> 31-Mar-2021 <u>Rs.</u>	<u>As at</u> 31-Mar-2020 <u>Rs.</u>
Disputed Income Tax demands not provided for	8,54,10,807/-	8,54,10,807/-
Disputed KVAT demands not provided for	3,01,977/-	-/-
Claim against the Company not acknowledged as debt	20,32,893/-	30,08,591/-
Bonus as per The payment of bonus (Amendment) Act, 2015 (Stayed by Honorable High court of Kerala (wp (c). No.3025/2016(c)	31,08,918/-	31,08,918/-

ii) Guarantee issued by the bank on behalf of the Company for which counter guarantee have been issued by the company for Rs.2,65,000/- (Previous Year Rs. 2,65,000/-)

Commitments

i) Unexpired capital commitments 00.00 Lakhs 00.00 Lakhs

XXVIII. Related party disclosure as required by *Ind-AS 112*:

(a) List of parties where control exist:

Name of the related party

SRL Diagnostics Private Ltd

Mr. Ajith Joy

SRL Ltd. (Formerly Super Religare Laboratories Ltd.)

Elsy Joseph

Dr. Smitha Ajith

Mangesh Shirodkar

Anand K

Doctors Diagnostic Centre Pvt Ltd

DIAL Scans

Relationship

Shareholder

Key Management Personnel

Associate Company

Key Management Personnel

Wife of KMP

Key Management Personnel

Key Management Personnel

Common Director

Entity in which Relative of
Director is interested

(b) Related parties with whom transactions had taken place.

Name of the related party	Relationship
SRL Diagnostics Private Ltd	Shareholder
Mr. Ajith Joy	Key Management Personnel
SRL Ltd. (Formerly Super Religare Laboratories Ltd.)	Associate Company
Elsy Joseph	Key Management Personnel
Smitha Ajith	Wife of KMP
Doctors Diagnostic Centre Pvt Ltd	Common Director
DIAL Scans	Entity in which Relative of Director is interested

(c) Transactions with related parties.

Party	Nature of transaction	Year Ended	Year Ended
		31- Mar -2021	31- Mar -2020
		Rs	Rs
SRL Diagnostics Private Ltd	Test Charges	-/-	58,225/-
	Management Fees	1,48,68,000/-	1,48,68,000/-
SRL Ltd. (Formerly Super Religare Laboratories Ltd.)	Test Charges	1,01,23,480/-	1,90,55,698/-
	Test Charges – Wellness	17,145/-	1,02,255/-
Dr. Ajith Joy	Salary and allowances	3,40,74,923/-	2,59,98,000/-
	Rent	94,95,885/-	91,96,466/-
Dr. Smitha Ajith	Consultation Fee	42,30,000/-	36,00,000/-
Elsy Joseph	Rent	4,83,607/-	4,68,367/-
	Salary and allowances	93,02,885/-	75,00,000/-
Doctors Diagnostic Centre Pvt Ltd	Test Charges – Income	84,52,307/-	19,33,871/-
DIAL Scans	Test Charges – Income	4,19,025/-	7,44,353/-

(d.) Amount due to/from related parties.

Party	Credit	
	As at	As at
	31-Mar-2021	31-Mar-2020
	Rs.	Rs.
SRL Diagnostics Private Ltd	-/-	11,34,000/-
SRL Ltd. (Formerly Super Religare Laboratories Ltd.)	7,61,503/-	9,37,587/-
Dr. Ajith Joy	-/-	48,508/-
Elsy Joseph	-/-	4,36,711/-
Dr. Smitha Ajith	-/-	2,70,000/-

XXIX. Earnings per share:

Earnings per share is calculated on the basis of Profit/Loss for the period divided by number of equity shares outstanding during the year. Calculation of earnings per share is given below:

	Particulars	<u>Year Ended</u> <u>31- Mar -2021</u> Rs	<u>Year Ended</u> <u>31- Mar -2020</u> Rs
a.	Profit for the Year (Rs.)	85,96,16,606/-	10,86,38,581/-
b.	Weighted Average No. of Equity Shares	5,00,000	5,00,000
c.	Earnings Per Share (Rs.)	1719.23	217.28

XXX. The Fixed assets of the company are adequately depreciated every year. In the opinion of the directors there is no impairment to any other assets that requires to be provided for as required in *Ind-AS 36 – Impairment of Assets*.

XXXI. The amount of contribution to PF under PMRPY Scheme by the government

Particulars	<u>Year Ended</u> <u>31- Mar -2021</u> Rs	<u>Year Ended</u> <u>31- Mar -2020</u> Rs
contribution to PF under PMRPY Scheme	42,71,138/-	98,91,627/-

XXXII. Disclosure of Non-Adjusting events after reporting period in accordance with Ind-AS 10 read with Ind-AS 37


- a) Pursuant to share purchase agreement dated 24th March 2021 entered into between promoters Dr. Ajith Joy, Mrs. Elsy Joseph and ultimate holding Company SRL Limited, the Equity Shares held by the promoters Dr. Ajith Joy and Mrs. Elsy Joseph are transferred to the ultimate holding Company SRL Limited on 5th April 2021. Mrs. Elsy Joseph retired from her office as Director of the Company with effect from 5th April 2021. Dr. Ajith Joy retired from his office as Managing Director on 5th April 2021 and was reappointed the same day as a Non-Executive Director of the Company.
- b) As per the resolution dated on 03-04-2021 an amount of Rs. 22,09,09,500/- declared as dividend and paid on the same day.


XXXIII. Expenditure in Foreign Currency

Particulars	<u>Year Ended</u> <u>31- Mar -2021</u>	<u>Year Ended</u> <u>31- Mar -2020</u>
	<u>Rs</u>	<u>Rs</u>
Expenditure in Foreign Currency	77,372/-	30,154/-

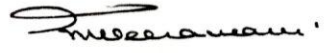
XXXIV. The previous year figures were regrouped wherever necessary.

For and on Behalf of the Board


Anand K
Director


Mangesh Shirodkar
Director

Dr. Ajith Joy
Director

For Ravi Pice & Co
Chartered Accountants

P. M. Venkatesh
Partner No: 023933
FR 002785 S

Kochi
07 May 2021

DDRC SRL Diagnostics Private Limited
Depreciation as per Income Tax Act / Rules

Sl. No.	Particulars	Rate		W.D.V. as on 01.04.2020	Additions during the period		Total Additions	Sale / Deletion	Total Value	Depreciation	W.D.V. as on 31.03.2021
		%			More Than 180 Days	Less Than 180 Days					
	INTANGIBLE ASSETS										
1	GOODWILL			2,93,14,225	-		-		2,93,14,225		2,93,14,225
	TANGIBLE ASSETS										
2	BUILDING	5%		18,278	-		-		18,278	914	17,364
3	PLANT & MACHINERY	15%		18,07,42,444	2,76,54,227	1,84,53,206	4,61,07,433	13,00,000.00	22,55,49,877	3,24,48,491	19,31,01,386
4	COMPUTER	40%		1,71,75,958	20,89,689	55,65,429	76,55,118		2,48,31,076	88,19,345	1,60,11,731
5	VEHICLES	15%		28,49,966	9,24,298	3,540	9,27,838	2,20,000.00	35,57,804	5,33,405	30,24,399
6	FURNITURE & FIXTURES	10%		28,62,53,872	1,65,34,316	2,61,71,618	4,27,05,934		32,89,59,806	3,15,87,400	29,73,72,406
	TOTAL			51,63,54,743	4,72,02,530	5,01,93,793	9,73,96,323	15,20,000	61,22,31,066	7,33,89,555	53,88,41,511